

**Merriman
Market
Analyst, Inc.**

The Leader in Market Timing Products and Services

Phone 248-626-3034 • Fax 248-538-5296
E-mail: ordersmma@msn.com Website: www.mmacycles.com

SPECIAL EVENTS

January 12, 2008: Lansing, MI. "Forecasts for 2008," sponsored by LCAS (Lansing Center for Astrological Studies). For further information, please contact Pat Perkins at PerkinsP@cs.com or 517-676-1680.

January 19, 2008: Cologne, Germany. "Signs For the Future 2008" Symposium, co-sponsored by MMA-Europe and DAV, 10:00 AM - 6:00 PM at the Maritim Cologne Hotel. Special presentations on the world political and economic outlook, as well as forecasts for financial markets by Raymond Merriman, Claude Weiss, Christoph Schubert-Weller, Cornelia Salvalo-Kober, Alexandra Klinghammer, and Antonia Langsdorf. For further information, contact dave@t-online.de or call 49-221-680-0050, or email to info@mma-europe.de.

January 26-27, 2008: Zurich, Switzerland, at the Marriott Hotel. "Pluto in Capricorn" symposium, with Claude Weiss, Raymond Merriman, Karen Hamaker-Zondag, Monica Kissing, Alexandra Klinghammer and Verena Bachmann. Featuring an all-day workshop on "Financial Market Timing," with Raymond Merriman. Contact AstroData in Zurich at www.astrodata.ch, or Tel. 044 700 10 12

February 23, 2008: "Forecasts for 2008," Boulder, Co. 7:30 PM. Sponsored by ROMA (Rocky Mountain Astrology group). For further information, contact Louise McCombs, macastrology@yahoo.com, phone 303-828-5445.

March 20-23, 2008: International Balkan Astrological Conference, Belgrade, Serbia. Featuring Chris McRee, Gisela Terry, Richard Smoot, Aleksandar Insiiragic, Christian Borup, Branka Stamenkovic, Raymond Merriman. For further information, contact 011-267-31 92, or 064-387-222 4, Email at info@kepler.edu.yu.

April 12-13, 2008: San Diego, CA. "Financial Astrology" workshop with Raymond Merriman, and lecture on Political and Economic Cycles for 2008-2012. For further information, contact Gayla Pierce at (619) 654-1265, or kalybo@earthlink.net.

May 15-20, 2008: The United Astrological Conference (UAC), Adams Mark Hotel, Denver, CO. The world's largest astrological conference in over 30 years, featuring over 155 of the world's top astrologers. A special track on Financial Astrology. For further information, please go to www.uacastrology.com. Or call 1-866-557-4768 (toll free), or 773-290-6939.

June 8, 2008: Vorden, Netherlands. The 6th CHTA (Centre for Humanistic and Transpersonal Astrology), one day mini congress. Featuring Joyce Hoen, Irma Schoght, Beatrice Boucher, Joyce Hoen, and Raymond Merriman. For further information, contact chta@astrologie.ws tel.0575-516479 (09.00-11.00), or <http://www.astrologie.ws/congres.htm>, or <http://www.chta.org/>.

Inside You Will Find Market Timing Products . . .
Books, Services, and Educational Tools
For The Intelligent Investor, Trader
& Student of Geocosmic Studies

MMA FINANCIAL PRODUCTS

Forecast For 2008

Special Email Market Updates & Services

Books on Financial Market Timing

FAR for the Galactic Trader Software

MMA Financial Newsletters

MMA Advisory Services for Traders

Solar Return Report Writers

UAC 2008 Conference - Final Track!!!

SPECIAL ORDER FORM IN MIDDLE OF CATALOGUE

MMA/SEEK-IT

P.O. Box 250012

West Bloomfield, MI 48325

PRSRT STD
U.S. POSTAGE

PAID
PONTIAC
MAILING

FORECASTS
2008

The
ultimate
market
strategy
tool.




Available December 15, 2007

"After reading the annual Forecasts and subscribing to MMA Cycles for the past ten years, I can say that Ray Merriman's forecasts are uncannily accurate and indispensable for the preservation of wealth. Nothing else I've seen compares. It is without a doubt the best perspective on the big picture, not just bits and pieces of the picture."
W.W., Investor and Teacher, Liberty, Indiana

"Incredible, this way to look into the future. And certainly as an investor you can enjoy an enormous pleasure to follow the forecasts and act upon it. All praise for this writer."
M.C.M. Leijen, daytrader, Grootebroek, Netherlands.

GET READY FOR 2008!!!

With These Excellent Tools
and Forecasting Reports!



Now Updated! The 2008 Calendar graph has been completely updated to reflect the level 1, 2 and 3 signatures from

The Ultimate Book on Stock Market Timing Vol. 3: Geocosmic Correlations to Trading Cycles

Created originally by Raymond Merriman and Neil F. Michelsen, this 11" x 34" calendar graph contains all the Level 1, 2, and 3 geocosmic signatures that are in effect in the year 2008. Each level is color-coded according to the principles outlined in *The Ultimate Book on Stock Market Timing, Vol. 3: Geocosmic Correlations to Trading Cycles*, by Raymond Merriman, for easy visual identification of major probable reversals in most financial markets. In addition, the attractive calendar graph also provides post-retrograde and direct time bands for probable cycle troughs and crests in the Gold and Silver market, as outlined in *The Gold Book: Geocosmic Correlations to Gold Price Cycles*. Also listed are dates for new and full moons, and ingress dates for heliocentric Mercury and Venus (which also coincide with short-term reversals in many financial markets). The graph comes with a simple one-page instruction sheet, and will be a reference tool you will use for the entire year!

8 1/2" x 34" -WAS \$250.00 NOW \$125.00

L I S T S

List of MMA's Level One, Two, and Three Signatures for 2008:

Chronological listing of 2008's Level 1, 2, and 3 signatures in effect for U.S. stocks and Gold market, from the FAR program, as reported also in "The Ultimate Book on Stock Market Timing Volume 3: Geocosmic Correlations to Trading Cycles," and "The Gold Book: Geocosmic Correlations to Gold Price Cycles."

These lists also provide ingresses of planets into signs. Also, additional lists are included for NYSE and T-Bond reversals, based on transits to both the NYSE and Federal Reserve Board charts.

In all, there are six lists combined in this package, to help the trader/analyst identify when important reversals are likely to occur in world stock indices, T-Bonds, and Gold. These lists work very well in combination with the Calendar Graph for 2008.

The cost for the entire set of lists is \$100.00

FREE Internet Market Service From MMA WEEKLY GEOCOSMIC MARKET CLIMATE

Now you can read Ray Merriman's comments of the "Weekly Geocosmic Market Climate" every weekend on these Internet sites. Please note that there may be a fee for those that are translated into languages other than English.

The Merriman Market Analyst, Inc., (English) "The leader in market timing products and services." <http://www.mmacycles.com>, under "Weekly Comments" - for Ray Merriman weekly comments

StarIQ.com, Inc., (English) is a primary source for astrology information on the Internet with hundreds of articles by leading astrologers, forecasts, free personalized transit reports by email. <http://www.stariq.com> <http://www.stariq.com/MarketWeek.HTM> - for Ray Merriman weekly comments every Saturday.

The Meta Arts Magazine, (English) The online magazine for the Metaphysical, Spiritual & Healing Communities. Come learn, grow, and get inspired! <http://www.themetaarts.com> <http://www.themetaarts.com/pages/raymerriman1.html> - for Ray Merriman weekly comments

The Merriman Market Analyst, Inc., (French), "The leader in market timing products and services." <http://www.mmacycles.com/fr-index.htm> - for Ray Merriman weekly comments in French.

"Trading the Charts", (English) - where the price action rules!
www.tradingthecharts.com

The Astrology Software Shop, (English) "We do the research so you don't have to."
<http://www.astrologysoftwareshop.com/Financial-ThisWeek.asp>

JANet Inc., (Japanese) provides high quality of astrology information, astrology, learning classes, and much more! <http://www.astrology.jp/finance/index.html/> or <http://www.astrology.jp> - for Ray Merriman weekly comments in Japanese

Astrodata, (German, Switzerland) web site - Europe's largest distributor of astrological products and services. www.astrodata.com
<http://www.astrodata.ch/shop.asp?action=file&filename=/finanz/aktuell.htm&nav=45>
- for Ray Merriman's weekly comments in German.

Schogt Market Timing, (Netherlands) INZICHT IN BEURSBEWEGINGEN - INSIGHT IN MARKET MOVEMENTS. www.markettiming.nl
http://www.markettiming.nl/nl_comments/index.php (for Ray Merriman's weekly comments in Dutch) http://www.markettiming.nl/en_comments/index.php (English)

The weekly column is available in several languages, along with an archive of back issues, at www.lecochonsideral.info/PubliMERRI/Francais/Annee2006/semaine.html

Dear Ray: Your last two MMA weeklies on your site have been pitch perfect. I was first a student of astrology prior to be a student of the market--and I'll be a lifelong student of both. You have your expert feet firmly planted in both camps. THANK you for publishing this free service. I check it every week and am grateful that in addition to your paid service, you offer free insights. I consider it an important foundation in my investment decisions. L.D., weekly reader.

Thanks for everything, especially being a sane voice in a sea of "best-guessers". Nobody does it better.
-S. M., Park City, IL

Dear Mr. Merriman, I have studied cycles for over 30 years and employed astrology in a mathematical manner; however, I am not an astrologer. I have read your analysis for the past 5 years... In your free published weekly analysis, you wrote 1 or 2 years ago how the cycles instead of being very negative for the economy and stocks during the Grand Cross time frame could be benevolent. You were the only astrologer that discussed it. As an analyst and trader, I learned that having an opinion is only as good as still having the capital to play with. I have seen too many PHD's on the fundamentals lose jobs and go broke by being married to their opinions. Your work is excellent. Thank you,
- P. C., reader of free weekly reports

These and other books available on our website at <http://www.mmacycles.com/seekit.htm>.

A Scientific Approach to the Metaphysics of Astrology

by Enrique Linares

A fascinating book detailing the Septenary cycles of the Sun Moon, and Mars, with relationships to I-Ching, the Bible, Hinduism, music, color, the binary digit, and the pyramids of Cheops and Teoihaucan.

Approx. 170 pp., perfect bind, 6" x 9" –\$7.95

Astrology: Key to Holistic Health, by Marcia Starck

One of the best holistic health books related to astrology. Excellent sections on nutrition, herbs, body work, radiesthesia, Bach flowers, vitamins, and other methods of healing and health. *"Key To Holistic Health* is exceptionally well done and ideal for the beginning to intermediate students of astrology".

-F. Richard Nolle, *Horoscope Magazine*

Approx. 225 pp. 6" x 9", perfect bind –\$12.95

Planets In Containment: A Study of 990 Combinations

by John Sandbach and Ronn Ballard

The classic book on the meaning of the two planets surrounding each natal planet.

"I just received Planetary Containment's and I can't tell you how impressed I am. This is clearly one of the most profound and momentous astrology books I have ever seen, and I am recommending it to everyone. Sandbach and Ballard deserve tremendous recognition for the incredibly demanding job of putting so many interpretations together." -Tracy Marks, well-known astrologer

Approx. 322 pp., 6" x 9", perfect bind –\$12.95 ea.

Degree Analysis Part 2: Chandra Symbols in the Horoscope, by John Sandbach

This is the sequel to the Dwadashamsas book. In this work, Sandbach goes into the symbolism of each degree of the zodiac, refining further the spiritual and psychological meanings. Both books are a "must" for students of degree analysis. 6" x 9", perfect bind, –\$6.95

Astrology, Alchemy, and Tarot, by John Sandbach

An aesthetically beautiful text on the ancient symbolism of Tarot as it applies to the signs and planets of astrology. A book on universal wisdom through the symbolism of three of the oldest studies known to humanity. 6" x 9", perfect bind, –\$5.95

The Astrology of Deep Space, by Philip Sedgwick

An incredible and comprehensive book on the correlation of celestial bodies and deep space to the natal horoscope. Innovative, original, and insightful. Approx. 225 pp., 6" x 9", perfect bind –\$12.95

FORECASTS FOR 2008



Available December 15, 2007.

Approximately 128 pages, 8-1/2" x 11", perfect bind, gloss softcover - \$45.00 plus postage (\$5.00 USA, \$10.00 Canada, \$13.50 elsewhere).

"I have found the forecast book an excellent 'big picture' planning tool that has helped me catch significant moves in many of the markets discussed. The depth of Mr Merriman's financial astrology knowledge and insight provides a compelling read that will educate a trader long after the forecasts have come and gone. If you're looking for an amazing accurate road map to plan your market positions for the year ahead, this book is an absolute must read."

Rob C, Private Futures Trader, Brisbane, Australia.

"One stop from perfection."

-Carl C, Hamburg, Germany, Businessman, currency trader/hedger.

NOW AVAILABLE IN GERMAN EDITION TOO!!! (see ordering page)

"This book is easily worth \$500.00."

Michael F., Houston, Texas

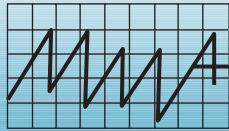
MMA's annual Forecasts Book, written by Raymond A. Merriman since 1976, is one of the most unique, affordable, and accurate glimpses into the coming year. Utilizing the study of cycles and geocosmic factors, the annual Forecasts book presents an overview of trends pertaining to political, economic, and financial markets throughout the world for each forthcoming year. Special sections are included on Interest Rates, Stock Markets, Precious Metals, Currencies, Crude Oil, Weather and Grain markets. The German edition will also contain an outlook for the German DAX stock index, whereas the Japanese edition contains a special section on the Nikkei stock index outlook.

Although 2007 is only a little more than half over as this is being written, many of the Forecast outlined in this book have already come to pass, including: 1) real estate bubble ending; 2) disruption in travel plans throughout 2007 (think passport problems and cancelled flights); 3) lack of bi-partisan support from Congress for President's military efforts and tax policies; 4) President's lack of cooperation with Congress and the subsequent increase in investigations into his past decisions; 5) President's efforts to increase military activity in Iraq, not decrease, despite special reports advising to the contrary; 6) President's insistence that real progress is being made Iraq, despite debatable reports to the contrary; 7) the economy is not collapsing in 2007; 8) higher Euro currency prices – at least test of its all-time high, before September 2007; 9) Soybeans bullish in 2007, possibly exceeding 900 (they exceeded 1000); 10) Crude Oil due to bottom early in year and soar to new all-time highs by 2008 (they made new highs even by September 2007).

Included in each year's book are the all-important and highly accurate *Critical Reversal Dates* for each of the financial markets analyzed in 2008. The feature alone is worth several times the cost of the book. As of early August, all nine of the reversal dates given for the stock market have resulted in tradable turns in the S&P futures within only one trading day. The currencies witnessed 9 of 10 reversal dates coinciding with turns in the either the Swiss Franc or Euro, most within just 1 day or exactly on the date given. The grains were very impressive with accurate dates given in 7 of the 8 instances. The yearly highs and lows were all nearby to these dates. *This type of market timing information is invaluable to short-term traders!*

The book is well written, highly informative, and a wonderful guide for personal and financial planning and trading for the New Year. Give one to your best investment and trading friend or client as a seasonal gift. They will love it!


MMA SERVICES



M.M.A. Cycles Report

MMA's MOST POPULAR MARKET REPORT!

"I have been a subscriber for over 15 years and have found Ray to be the most reliable of any by far." **Bryden C., Trader, Decatur, IL**



The MMA Cycles Report is issued every month, with occasional special updates and provides in-depth analysis of the Dow Jones Industrial Average, S&P, Gold, Silver, T-Notes, Euro, Swiss Franc, Corn, Soybeans, Wheat, and Crude Oil. It includes a list of forthcoming critical reversal dates, based on geocosmic studies. There is also a new and special section short-term lunar reversal dates for U.S. stock indices and COMEX Silver. Used by financial institutions, investors, and traders since 1981, the MMA Cycles Report also comes with 8-12 additional charts, at no extra cost.

If you appreciate accuracy in market timing, and insight into the short and intermediate-term strategies and outlooks of these markets, then you cannot beat the MMA Cycles Report.

"I love your newsletter and the friendly professionalism of your staff. Your turning points and grounded opinion are a significant part of my trading system and I really appreciate your efforts! I was trying to use just the 2007 book and weekly preview, but find I benefit from more regular and complete updates. Keep up the great work!" **Jeff F., Pleasanton, CA**

"Congrats on your tremendous accuracy in gold lately. May it continue in the New Year."
- Jeff K., NY, NY

"Congratulations for the accuracy you have achieved in the timing of markets. I like to represent us readers (I am sure they all agree with me) and tell you that you have done us a remarkable service. It (MMA Cycles Report) is one of my favorite reading materials."
Dr. J.S., Hong Kong, large trader.

The cost of this report is \$249.00/yr, \$95.00/4 months, or \$50.00/2 months, with automatic renewal options available. A 2-issue trial subscription is available, one time only, for \$40.00.

SEEK-IT BOOKS

Seek-It Publications

Par-Excellent Astrology Books & Products

These and other books available on our website at <http://www.mmacycles.com/seekit.htm>.

The New Solar Return Book of Prediction

by Raymond A. Merriman

The standard reference book on Solar Returns. Still a classic. And now, with additional chapters on delineation and timing.


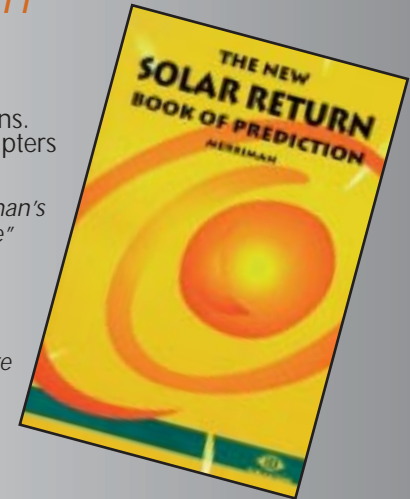
"If Solar Returns appeal to your curiosity, Merriman's book is certainly one of the best guides available"

- F. Richard Nolle, *Horoscope Magazine*

"I just purchased both your book and the solar return program. I do not recall being so highly impacted after reading a book or using a software program. They are both wonderful!"

- Rosy D-D, Miami, FL.

Approx. 175 pp., 6" x 9", perfect bind, -\$15.95



Evolutionary Astrology: The Journey of the Soul Through States of Consciousness

by Raymond A. Merriman

A beautifully written book on the evolution of individual consciousness as seen through astrological principles. The reader is taken on an incredible journey that starts with the natal angles, moves into a profound and insightful discussion of transits of the North Node and Saturn over these angles and angular midpoints. It then culminates with an integration of the individual chart with major astrological patterns influencing the world community.


"Ray Merriman has written a book that truly lives up to its subtitle - it does describe the journey of the soul through states of consciousness. It takes the reader on a journey... that will open their eyes to a deeper understanding of themselves as well as of astrology."

Marion March, Aspects Magazine.

Approx. 258 pp. 8 1/2" x 11", perfect bind, \$25.00 - case bound limited edition with prints, \$75.00

These and other books available on our website at <http://www.mmacycles.com/seekit.htm>.

Business Astrology 101: Weaving the Web Between Business and Myth –By Georgia Stathis



Georgia Stathis, one of the leading business astrologers today, has put together an excellent primer for beginning students of astrology with a focus on the business community. The book is worth more than the price alone just for the first three appendices in the back. Appendix 1 lists over 300 vocations alphabetically, and their corresponding planetary, sign, and house associations. Appendix 2 gives an alphabetical listing of the various departments of a corporation (such as legal affairs, board of directors, committees, dividends, liquid assets), and their house associations. In all, approximately 200 of these sectors of a corporation are listed. And then Appendix 3 provides a list of over 60 areas of concern regarding a real estate transaction and their associations with houses of the horoscope.

The book is written in simple terms, and is literally a basic course on astrology – applied to business. It is obvious that Ms. Stathis really understands the real estate market. If you are planning on buying or selling a house or building, or even becoming a real estate agent, this book provides excellent guidance. For an astrologer wishing to consult businesses, or clients wishing to change jobs, or clients wishing to purchase or sell a house, building, or vacant property, this information is invaluable!

391 pages, 6" x 9", perfect bind, - \$39.95

The Solar Return Report Writer: Read Your Year Ahead

Solar Return Report Writer Program: This is a stand-alone, windows-based, report writer. It requires no other astrological program to run. After inputting natal birth data, simply indicate the solar return year and location, and the program prints out the 40-60 page report. The Solar Return Report Writer is based on specialized forecasting techniques developed by Raymond A. Merriman, and provides a comprehensive overview of what conditions to expect for the year - and exactly when.

Interpretation features include:

- Planets conjunct house cusps
- Planets in aspect to solar return horizon; same to meridian
- Planets in houses that aspect the ruler of the house
- Relationship of natal Moon, Mercury, Venus, Mars and Jupiter to their solar return positions
- Progressed solar return moon - aspects and solstice point aspects during the year to natal and solar return planets (gives dates and meanings)
- Transit of "Sun through solar return chart" (gives dates and meanings)
- "One-Degree-Per Day" angular progressions - the 76 dates these progressed angles conjunct a natal or solar return planet - and what it means that day.




Cost of Program: \$300.00

Personalized Report Print-Out Only: **\$49.95** (must provide your time, date and location of birth, and location on last birthdate)

MMA SERVICES

"Dear Sir: It is nearly "unbelievable" how accurate your forecasts regarding the performance of the stock market have been in the last months. My congratulations, and I will give 100 points (highest ranking) for the: Stockmarket "Eagle of the Year" reward. Kind regards from R.B. Berlin, Germany.



The S.O.S. Global Market Cycles Report

THE SOS REPORT IS CHANGING TO A MONTHLY SCHEDULE!!! Due to the demand for more frequent analysis of world markets, SOS is changing both its format and its issuance schedule. The new report will now be known as the SOS Global Market Cycles Report.

Starting in December 2007, SOS will be issued once a month – usually in the first two weeks of each month. There will be special updates issued when deemed necessary too.

The new SOS Global Market Cycles Report will still cover the longer-term outlook for the U.S. stock market as well as the XAU Gold and Silver Mining Index. But it will now also include a shorter-term analysis of these same markets, plus the German DAX, Netherlands AEX, India's NIFTY stock market index, Australian All Ordinaries, and Hang Seng of Hong Kong. In this new report, you will still find more emphasis upon long-term cycles than MMA's other reports. And you will find more open discussions & education on geocosmic studies related to market outlook.

Each exciting issue will contain 8-10 pages (including graphs) devoted exclusively to these indices. If you invest in stocks or stock-related mutual funds, this is a service you won't want to miss!!

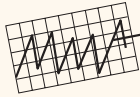
Please note that subscriptions to non-U.S.A. residents are by email only at no additional cost, and may include more than 4 pages of charts (by PDF attachment) with an additional 4-6 pages of text. If you are a non-U.S.A. resident and wish to receive postal delivery of this report, there is an additional 10% postage cost. And you must call our offices at 1-248-626-3034, or fax at 1-248-5296, or email us at ordersmma@msn.com to request this extra service. Otherwise it will be sent via email. U.S. residents receive both email and postal delivery at no additional costs.

"Thank you for your latest SOS Report. It is another great report from you! Written very clearly, with precise dates and price targets. It is the best guide for a "geocosmic" investor to achieve success on the stock markets."
-T.V.A., investor, Belgium

"I'm a new subscriber to SOS... I know little about astrology other than what I learned in your two books and a few other sources, and I have no interpretation capabilities...Your statistical approach seems to be the only one that works, thanks to your careful attention to detail.
Thanks for the exceptional information."
David C, York, NY

The cost of this report is \$249.00/yr, \$95.00/4 months, or \$50.00/2 months, with automatic renewal options available. A 2-issue trial subscription is available one time only for \$40.00.

MMA ADVISORY SERVICES FOR ACTIVE TRADERS



So, you want to be a successful trader. You are tired and frustrated of missing the many big moves in commodities, futures, stocks, and options. You've heard all the "experts" flatly state that market timing is a fool's errand - the way to go is to "buy and hold." But is it? And, who are these people who constantly claim that "market timing doesn't work?"

Obviously, they are not traders. Or at least, they have never experienced success as traders. Because if they were traders, they would know what all successful traders know: Accurate timing is probably the single-most important factor in successful trading - maybe next to proper risk-management discipline.

MMA's "Daily and Weekly Market Analysis" service is designed for active traders in today's fast-paced world of financial markets who depend upon accurate market timing. Using an integration of cycle's analysis, geocosmic signatures, technical studies, and pattern recognition, these email reports offer traders that "special edge" over others. MMA's original studies involving lunar cycles enable us to pinpoint isolated lows and highs in precious metals and stock indices that you won't find anywhere else. Our work with price targets is also exceptional, as is our understanding of the patterns that form within cycles, allowing one to know where a market is within a trend at almost any point in time, and how to trade that particular phase of its cycle.

Here are just a few of the many comments received from active traders who subscribe to these daily and weekly reports:

I recently subscribed to your weekly report and am finding it to be excellent and a very useful companion to the MMA Cycles Report. I can't imagine now managing my investments without them."

- Robert B, investor, Massachusetts.

Ray, your service has been invaluable in guiding me on my investment decisions. I get daily views of some of the best known analysts in the field, from UBS, Goldman, Merrill, Morgan etc. but honestly, my investment timing are now based chiefly on the views you share in your weekly report - and I have benefited from that immensely.

I have also read some of your books and wish to thank you for the service you are doing to the community at large by sharing your research (though very few will realize the importance of what you are sharing). Please keep up the good work and wishing you more success in your endeavors.

P.D., investor, United Arab Emirates.

"Hi Ray, I just want you to know I am a new subscriber in my second month now. Your forecasts are incredible I am so pleased to have found you. I have ordered copies of the Forecasts 2007 to give as small gifts to a couple of trader friends."

- D.B., Investor

MMA SOFTWARE

F.A.R. For The GALACTIC TRADER con't

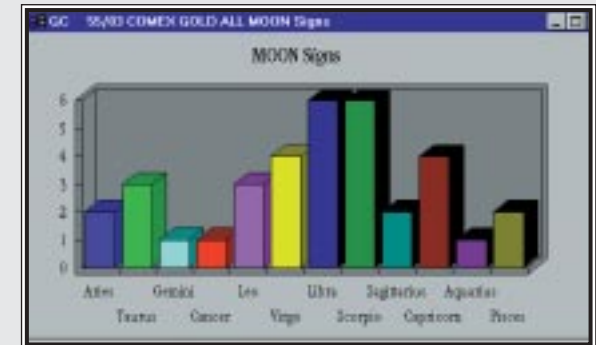


Daily bar chart of the Dow Jones Industrial Averages between October 1, 2002 - March 25, 2003, with Levels 1 and 2 for Stocks indicated. (graph at left)

Example of graphics showing the Moon distribution of 5% or greater days when the sun is in Pisces, from study conducted of all trading days between January 2, 1975 - October 17, 2003. (chart below)

"I don't know if you fully comprehend the real value of what you have discovered. The F.A.R. program is worth a lot more than you are charging. F.A.R. is simply the best astrology program for traders on the market today, bar none"

- K.B. trader, Los Angeles




Planet in Sign	A*	T*	G*	C*	L*	V*	J*	S*	S*	C*	A*	P*
SU	**25.62	51.07	40.54	75.31	45.83	62.67	113.53	188.19	**173.8	101.85	**139.16	**192.4
MO	116.96	66.79	82.52	115.68	114.32	83.18	99.84	**128.71	81.44	111.88	88.55	90.59
ME	**25.63	58.62	14.86	89.87	70.82	68.25	95.74	113.82	**152.7	115.48	186.71	**208.5
VE	87.74	112.38	58.25	35.48	57.88	88.88	114.25	186.73	82.17	104.82	**187.1	**159.9
MA	189.40	**131.88	**185.8	20.48	12.52	72.35	84.45	57.18	**189.0	**231.3	112.58	73.10
JU	45.43	40.04	119.37	115.57	**204.4	6.73	14.38	43.58		48.46	82.85	**330.7
SA	88.56	118.28	**144.24	25.65					**251.6	**158.7	21.87	33.78
UR									**30.22	65.97	189.82	**20.33
NE										108.88	**122.80	
PL								181.89	188.33			

Example of study using weighted value scores for "Big range Days" of 5% or more in Crude Oil, from March 30, 1983 - September 19, 2003. * represents planet-sign combinations that are above normal

- Product and Price:** FAR for the Galactic Trader (with Upgrade): \$1690.00 end of day, or \$1990.00 real time.
- FAR for the Galactic Trader with Fibonacci Trader: \$2290.00 end of day, or \$2840.00 real time.

F.A.R. FOR THE GALACTIC TRADER JUST GOT BETTER - AND MORE AFFORDABLE!



F.A.R. For The GALACTIC TRADER With NEW Upgrade !

FAR (The Financial Astrological Research) program has just been upgraded again to include the weighted values as reported in Ray Merriman's new book *The Ultimate Book on Stock Market Timing, Vol. 4: Solar-Lunar Correlations to Short-Term Trading Reversals*. This

incredible software program has all the features and customer support qualities that traders and market analysts expect from a first-class charting system. Price charts can be created from all the well-known data vendors, like CSI, Metastock, Computrac, TC-2000, Signal, S&P Comstock, Reuters, Knight-Ridder, Bloomberg, Quote.com, and most others. FAR for the Galactic Trader is an elegant program that is the perfect blend of advanced windows-based technology, sophisticated market timing tools, and the most popular technical studies. It can also operate with the popular *Fibonacci Trader* program, created by *Market Wizard Robert Krausz*. Some of the many features include:

- **List of Level One, Two, or Three Stock Signatures**, as reported in *The Ultimate Book on Stock Market Timing, Vol. 3: Geocosmic Correlations to Trading Cycles*, as well as *The Gold Book: Geocosmic Correlations to Gold Price Cycles*. These signatures can be highlighted right onto the price chart.
- **Filtered Wave Research** allows the user to instantly isolate highs and lows of a user-defined percentage move, then do a quantitative or weighted value analysis of geocosmic factors that were in effect at those times. This will then reveal to the user which factors have an unusually high (or low) historical rate of occurrence to reversals in any given financial, commodity, or stock market. An exceptional tool for a short-term position trader.
- **Big Range Days, or Volatility Studies** allows the user to instantly identify specific dates in the past that have been "big range days." The program will then do a quantitative or weighted value analysis of geocosmic factors that were in effect on those days. This will reveal to the user which geocosmic combinations have an unusually high (or low) historical rate of occurrence to "big range days" in the future in any given financial, commodity, or stock market. An exceptional tool for day traders!
- **Create Your Own Research** allows the user to manually isolate any lows or highs he/she thinks are important. The program will then do a quantitative or weighted value analysis of geocosmic factors that were in effect on those days. This will reveal to the user which geocosmic combinations have an unusually high (or low) historical rate of occurrence to these types of highs or low in the future in any given financial, commodity, or stock market. An exceptional tool for market timing researchers!

And it doesn't end there. Applications for short-term timing of Silver prices as well as T-Note and T-Bond prices are also included. And with the Galactic Trader, you also have available several dozen technical studies which can be applied to any chart. Thus, with the FAR program, you can create a time band for likely market turns. With the technical tools of Galactic Trader, you can confirm when the reversal has actually commenced. With both, you get a clear sense of how strong the reversal will be.

MMA ADVISORY SERVICES FOR TRADERS

M.M.A. DAILY MARKET ANALYSIS

(by E-Mail only, sent every night after market close, for the next day)

2-3 page daily comments and analysis and forecasts for next day's market activity in the DJIA, S&P, NASDAQ, Euro, T-Notes, Soybeans, Gold, and Silver futures. List of support/resistance areas, trend indicator points, geocosmic and lunar reversal points in effect, cycles commentary, and recommendations. The MMA Weekly Market Analysis is also included with this subscription.

\$2500.00/year, \$250.00/mo.

M.M.A. WEEKLY MARKET ANALYSIS

(by E-Mail only, sent every weekend)

5-8 page weekly comments and analysis and forecasts for next week's market activity in the DJIA, S&P, NASDAQ, Euro cash, Euro futures, Dollar/Yen cash, Yen futures, Swiss Franc futures, T-Notes, Corn, Soybeans, Gold, and Silver futures. List of support/resistance areas, trend indicator points, geocosmic and lunar reversal points for the week, cycles phasing, and recommendations. This is our most popular service for active traders.

\$1000.00/year, \$360.00/3 mo.

THREE NEW WEEKLY ANALYSES REPORTS – BY POPULAR DEMAND!!!

Each of the weekly email reports listed below is now available for **\$600.00/year**, or **\$180.00/3 months**. For those who specialize in just certain of weekly markets analyzed.

1. M.M.A. WEEKLY GOLD AND SILVER ANALYSIS

NEW!!! 2-page comments and analysis and forecasts for next week's market activity in the Gold, and Silver futures only. List of support/resistance areas, trend indicator points, geocosmic and lunar reversal points for the week, cycles phasing, and recommendations.

2. M.M.A. WEEKLY STOCK INDICES ANALYSIS

NEW!!! 2-3 page comments and analysis and forecasts for next week's market activity in the DJIA CASH, S&P, and NASDAQ futures only. List of support/resistance areas, trend indicator points, geocosmic and lunar reversal points for the week, cycles phasing, and recommendations.

3. M.M.A. WEEKLY GRAIN MARKETS ANALYSIS

NEW!!! 2-page comments and analysis and forecasts for next week's market activity in the Corn, Wheat, and Soybeans futures only. List of support/resistance areas, trend indicator points, geocosmic and lunar reversal points for the week, cycles phasing, and recommendations.

WEEKLY UPDATE OF JAPANESE NIKKEI

(E-Mail only, sent out every Friday afternoon for the next week).

2-3 page in-depth analysis and forecasts for next week's Japanese Nikkei stock market. Covers cycles phasing, geocosmic and lunar signatures and potential reversals implied via each for the next week, price objectives and patterns, and technical studies denoting support and resistance areas and trend indicator points in effect for the next week. Highly accurate!

\$1500.00/yr; \$450.00/3 mo.

M.M.A. JAPANESE CYCLES REPORT (By email only)

A 2-3 page report issued monthly, one day after MMA Cycles Report. Detailed cyclical, geocosmic, and technical analysis of the Japanese Nikkei Stock Index, U.S. Dollar/Yen currency, and JGB Bond markets.

The cost of this report is \$249.00/yr, \$95.00/4 months, or \$50.00/2 months, with automatic renewal options available. A 2-issue trial subscription is available one time only for \$40.00.

"Just reprinted, revised and enlarged! With updated studies now through October 2005!"



*The Ultimate Book On
Stock Market Timing - Vol. 1
Cycles and Patterns In The Indexes
by Raymond A. Merriman*

This is a book about probabilities in the stock market. Specifically this book covers the entire history of the New York Stock Exchange (1789-1997) as well as the Japanese Nikkei Stock Index (1949-1997), identifies 15 long and short-term recurrent cycles, and the types of patterns which unfold in each. It clearly explains not only WHEN a market is likely to form an important crest or trough, but also HOW that cycle will likely unfold. With this knowledge one knows where the market is, where it is headed, when it is likely to get there, and what it will do next.

"The Ultimate Book on Stock Market Timing Volume I: Cycles and Patterns in the Indexes" by Raymond Merriman is literally the ultimate book on the analysis of the stock market. We are especially impressed with various waves of long-term cycles for more than 200 years, which we have never seen before... a marvelous job."

- T. Kaburagi, Toshi Nippou Ltd. (Japan's major commodities' newspaper).

"As the first volume in what is designated to be a five-volume series, Ray Merriman has not only provided a unique and in-depth analysis of various cycles in the stock market indices, but he has done so with a clarity and enthusiasm that makes reading this "technical" book an exciting and illuminating journey into the cyclical ups and downs of the stock market. Guiding the reader through the complexities of cyclical analysis, Merriman explains step by step what defines a market cycle; the orb of time a cycle can take to unfold; reasons why a cycle might contract or expand; and most importantly, how to read the characteristics of a cycle to determine whether it is bullish or bearish."

"That Merriman has so generously shared this knowledge with us in this first volume, gives the reader/investor one of the most valuable market timing tools available. It is a book based not on subjectivity but on data that has revealed a complexity of market cycles to Merriman's unrelenting search to know "the soul of the stock market." For those who are fascinated with (market) cycles, this book is a classic. And for those who invest, this book is a must."

- Geraldine Hannon; Reviewer for The Mountain Astrologer

"Do stock markets rise and fall in accordance with some readily identifiable cycle? Most are familiar with the so-called "Presidential Election" or four year cycle, some are familiar with the 54-year Kondratieff Cycle. Author Raymond Merriman searches through centuries of stock market history with charts and data going back as far as 1695 to prove the existence of these as well as both short and longer stock market cycles.

"Analyzed in depth is the entire history of the New York Stock Exchange from 1789-1997 and the Japanese Nikkei Index from 1949-1997. The charts of these markets alone are fascinating!"

"From all this data, we are provided with details on 15 separate long and short term recurring cycles, and a description of the patterns occurring in each one. Not only are we taught when to expect a cycle to unfold, but also how to recognize it when it does."

"Merriman also provides us with...(studies) on technical analysis, and helps us integrate the two together whether our time frame is next year - or 300 years."

I recommend this book for all those interested in markets. I can't wait for Volume 2!"

- Ted Kunzog; Reviewer for Technically Speaking, newsletter for the Market Technicians Association (MTA), and editor of The Asset Allocator market letter.

Vol. 1 CYCLES AND PATTERNS IN THE INDEXES
248 pp, 8 1/2" x 11", perfect bind,
gloss softcover
- ISBN: 0-930706-26-9 - \$95.00



*Merriman on Market Cycles:
The Basics
Now available in German!!!*

by Raymond A. Merriman – 80 pp., 8 1/2" x 11", perfect bind,
gloss softcover – 25 euro

*Market Timing with a
Silver Lining*

A three-set DVD of a one-day seminar given June 2, 2007, presented by Schogt Market Timing, and featuring Raymond Merriman in Ankeveen, the Netherlands.

DVD 1 features Ray's astrological views on the future of the world news, politics, and economy. Ray presents his forecasts for financial markets: stocks (US and European), T-Notes and Crude Oil.

DVD 2 features Ray's forecast for currencies and Corn. Irma Schogt presents "Time and Money" and worldwide indications for a New Era in 2012.

DVD 3 features "The Changes of Energy Sources" indicated by the long-term planetary cycles by Raymond Merriman. Opportunities for the next decade. This is followed by "Trading Silver and Gold," based on the methods outlined in "The Sun, Moon, and Silver Market: Secrets of a Silver Trader" book.

Cost: \$210.00



The largest and most exciting astrology conference in over 30 years is going to take place May 15-20, 2008 at the Adams Mark Hotel in Denver, Colorado!

It will feature over 155 of the world's top professional astrologers from over 20 different countries, with over 270 presentations, plus a pre- and post-conference offering of intensive workshops.

This UAC will also have a special track on Financial Astrology, with 18 exciting presentations offered by Raymond Merriman, Grace Morris, Bill Meridian, Michael Munkasey, Georgia Stathis, Manfred Zimmer, Ted Phillips, Claude Weiss, Fran Rackow, Mary Barcella, David Cochrane, Irma Schogt, and others. Plus a special panel on "The U.S.A. 2008 Presidential Election."

For registration, free brochure, or to find out more information, call 1-866-557-4168 (toll free), 773-290-6939, website at www.uacastrology.com, or email registrar@uacastrology.com.



Merriman on Market Cycles: The Basics


A comprehensive and clearly understandable text about the art of determining cycle lengths and recognizing patterns within those cycles. A book for those who want to improve their timing skills by integrating cycle analysis with technical studies. Includes listing of long-term and short-term cycles in U.S. and Japanese Stock Markets, Gold, Silver, T-Bonds, Interest Rates, Currencies, and Grain Markets.

"All authors of technical analysis books should take a lesson from Ray Merriman: make your point quickly and simply and demonstrate its practical application. Merriman on Market Cycles: The Basics is required for traders and investors who want to gain an understanding of market rhythms."

—Robert Minor, editor of Major Market Analyst Report, and past winner of the Robbins Trading Company World Cup Championship of Futures Trading, Professional Division

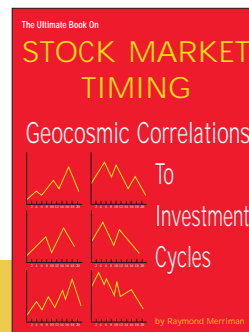
by Raymond A. Merriman – **Approx. 63 pp., 8 1/2" x 11", perfect bind, gloss softcover. ISBN 0-930706-21-8 – \$25.00**

Basic Principles of Geocosmic Studies For Financial Market Timing



The perfect place to begin one's study of Financial Astrology. Written especially for those interested in financial market timing, but who have little knowledge of the field of astrology. Geocosmic signatures, as described in this book, may be the most precise indicators available in the area of market timing. Written in a simple, easy to understand style, this book will walk you clearly through each step of determining a "critical reversal date." It includes a section on the correlation of astrological signs and planets to various stock market sectors.

by Raymond A. Merriman – **Approx. 63 pp., 8 1/2" x 11", perfect bind, gloss softcover. ISBN 0-930706-22-6 – \$15.95**



"Once in a great while a truly revolutionary trading book is published that creates and redefines a method of analysis."

—David Wierzba, Willow Financial, Atlanta, GA

THE ULTIMATE BOOK ON STOCK MARKET TIMING VOL 2:

GEOCOSMIC CORRELATIONS TO INVESTMENT CYCLES

295 Pages, 8 1/2" x 11", perfect bind, gloss softcover - **\$95.00**
(postage \$24.00 if overseas). ISBN 0-930-706-27-7

Volume 2 of this 5-volume series on *The Ultimate Stock Market Timing* books has just been released. It is sub-titled: *Geocosmic Correlations to Investment Cycles*. In this book, Raymond Merriman examines all the 50-week and greater cycles in the history of the U.S. stock market, and their correlation to geocosmic signatures. The results are surprising—and phenomenal! With the information provided in Volumes 1 and 2, you will have perhaps the best guides available for anticipating when the most significant crests and troughs in the U.S. stock market will unfold. And if you are not completely satisfied with these books, there is a money-back guarantee! Just return in good condition, within 30 days.

HERE ARE SOME RAVE REVIEWS ON VOLUME 2...

"I just finished Volume 2 of The Ultimate Book on Stock Market Timing: Geocosmic Correlation to Investment Cycles, by Raymond A. Merriman. It is everything I was expecting and looking for, and is a landmark in research."

—Lukman Clark, Signal Hill, CA - The Future Works, and member of ISAR, Inc.

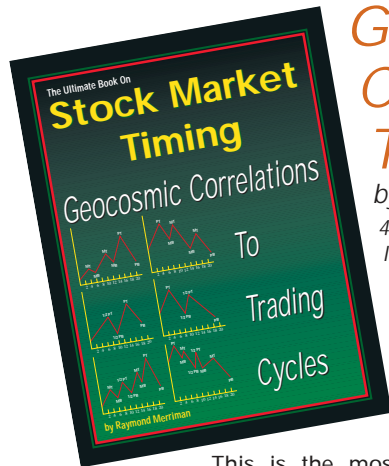
"Raymond Merriman has written an exceptional book on the correlation of stock market cycles with planetary alignments that is of tremendous value to market analysts and investors. It is a well researched and easy to read correlation of stock market tops and bottoms with planetary movements...If you often consider the possibilities of what the stock market is likely to do over the next 10-15 years, read this book. It will help you anticipate longer-term tops and bottoms of the stock market, and point out some time periods when you should be out of the market. With so much gloom and doom published today about the world economy it was very refreshing to read Merriman's longer term outlook for 2000-2015, based on well researched historical precedent. This book is a MUST for the serious investor."

—Walter J. Bressert, Chicago, IL - World-renowned cycles analyst

"Words can't even begin to express how extraordinary I think this volume is. (Merriman) has indeed handed over to us investors and market timers a blue-chip portfolio of substantive and groundbreaking research and information. This book is phenomenal!"

—Geraldine Hatch-Hannon, Venice, CA - Stock Broker and book reviewer

The Ultimate Book On Stock Market Timing - Vol. 3



GEOCOSMIC CORRELATIONS TO TRADING CYCLES

by Raymond A. Merriman

448 pages, 8-1-2" x 11", perfect bind, gloss softcover,
ISBN: 0-930706-28-5. \$150.00.

"I got Volume 3 last week and find it to be what I call a "dangerous book," i.e. it is so interesting you don't want to do anything else but read / devour!"

G. W., investor & trader, Calgary, Alberta (Canada).

This is the most comprehensive reference book to date on the relationship of geocosmic signatures to reversals in U.S. stock indices. It is written for traders or analysts of U.S. stocks and stock indices that wish to enhance their ability to identify critical reversal zones far in advance. With this book, the reader will discover which are the most powerful and consistent geocosmic signatures to all the trading and greater cycles in the U.S. stock market. There is nothing like this book available today. This is a book that traders and market timers will refer to for many, many years. Of all the books available in the series, this is the most important to position traders!

Raymond Merriman has done it again. With his usual style and finesse, this master trader and market analyst has put together a massive piece of research that is at once deliciously arcane and eminently practical, incredibly comprehensive and wonderfully accessible, broad in its vision and absolutely rigorous in its reasoning.

What's especially nice about this book is the way Merriman combines meticulous research with pragmatic recommendations. In dealing with the various planetary combinations that can impact market dynamics, for example, he not only explains the underlying energies at work—he also cites historical examples of the geocosmic interactions, lists the dates when those interactions will occur again, and offers a quick paragraph of capsule advice for the trader who wants to consider the planets in an operative trading plan.

- Tim Bost, Editor, Financial Cycles newsletter Sarasota, Florida

Ray Merriman is to be congratulated. His research is excellent, his explanations very clear, and his examples that demonstrate how to use multiple indicators to identify trend reversals well articulated. Traders lacking an astrological background should easily understand and benefit from them. This is not a book for day traders (Volume IV of this series promises to do that) but for those who want to catch the +/-10% changes in the financial market indices this provides powerful, effective tools. The empirical evidence provided in this and in the previous volume clearly demonstrates that astrology works...

- Ken Gillman, Editor, Considerations Journal Mt. Kisco, NY

Merriman presents his findings on 148 astrological signatures on how well each one corresponds to price reversals in the Dow Jones Industrial Averages of four percent or greater. How much money could a trader make if he knew that within eight days of the exact trine between Jupiter and Uranus there would be a 91% chance of a major price reversal? This is just one of the stunning bits of information found in Volume 3. Wouldn't it be great to know that a rounded top is shaping up and starting to reverse because Neptune is turning retrograde? (Or), for example, there's an 86% chance that within four days of when the Sun squares Uranus the market will reverse.

The last few chapters summarize the data and show how to build a timetable for investing opportunities. The nature of the financial markets is undeniably cyclical, and this is where astrologers have the upper hand. Merriman's groundbreaking work is breathtaking in its scope and practical application.

- Chris Lorenz, Horoscope Magazine

The Gold Book: Geocosmic Correlations to Gold Prices

"Going out of Print!!! Last 10 copies still available in hardback only!!!"



This is the book that brought modern-day financial astrology to the attention of Wall Street and the Commodities world. The first - and only - intensive quantitative research study ever done on the relationship of geocosmic signatures to financial market cycles at the time it was written in 1982. This classic is still as valid today as it was then. Includes descriptions and applications of such phenomena as: Primary, one-half primary, major, and trading cycles; price objectives (retracements and mid-cycle pauses); geocosmic signatures of major reversals; post-retrograde and direct time bands correlating to cycle troughs and crests; integrating the study of cycles with geocosmics as an outstanding market timing tool, and combining both with technical analysis to produce a very accurate method of forecasting time and price bands.

"I highly recommend The Gold Book for every trader looking for ways to improve his timing"
-Walter Bressert, world-renowned cycles analyst, trader, and author.

"Perhaps the best study of planetary movements, transitions and inter-relationships is R.A. Merriman's The Gold Book: Geocosmic Correlations to Gold Price Cycles."

-James E. Schildgen Analytical Methods for Successful Speculation

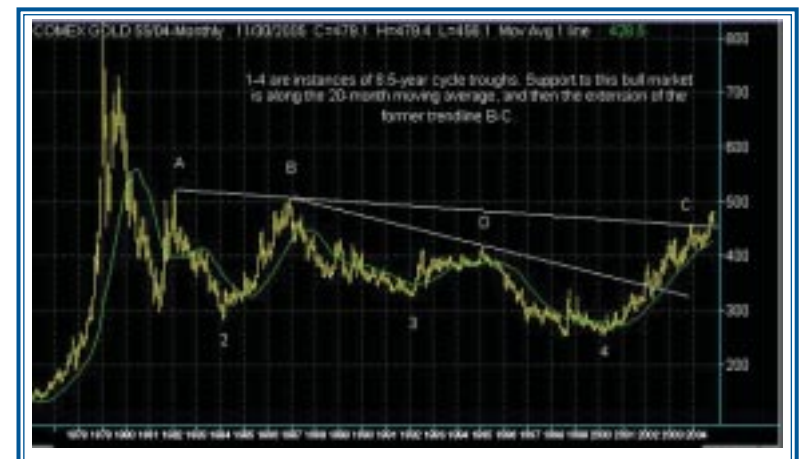
by Raymond A. Merriman – Approx. 344 pp., Hardcover \$500.00. ISBN 0-930706-13-7

The Universal Clock

The only book that clearly relates prices of financial markets to planetary positions, using W.D. Gann Concepts. Chapters include: Price Repetition Patterns, The Universal Clock, Planets in Action, The Divisions of the Universal Clock, and Wheels Within Wheels.
by Jeanne Long, – Approx. 140pp., spiral bound, gloss cover, – \$144.00

Basic Astrotech

The basic book on relating Gann's time and price symmetry to planetary movements. Very clearly written and easy to understand, with several graphs to illustrate the concepts. by Jeanne Long – Approx. 78 pp., spiral bound, gloss softcover, – \$50.00



Update of monthly gold chart from Forecasts 2005

The Sun, the Moon,
and the
Silver Market
Secrets of a Silver Trader
by Raymond Merriman

AVAILABLE AS OF JANUARY 2007

208 pages, 8-1/2" x 11", perfect bind,
gloss softcover - **\$125.00**
ISBN 0-903706-19-6



"A multi-faceted gem of a read is this one. Going for it is its research rigor, simplicity of expression, focus, and comprehensive use-ability. Well-referenced, the research results and summaries at the end of each chapter are listed for easy access and re-access by the trader. Mr. Merriman wrote this book with the trader and the material in mind, for it is easy to go through the varying levels of sophisticated research in order to learn by re-building the rationale of each trade presented. "Highly recommended."

- World-Wide Trader's News and Technical Service.

"The book is very clean and well written. You were clearly "in the zone" when you wrote it. Nice work! This is a wonderful book and Silver is clearly a great market for short term trading. Thank for the opportunity to work on it."

-Dan McCamman, Denver, CO, trader, and editor of the Silver Book.

"I thought your presentation at the end of day two on 'Silver trading' was quite amazing and I can't wait to get my hands on the book (which I have ordered) and I will certainly be adding Silver to my trading list from now on."

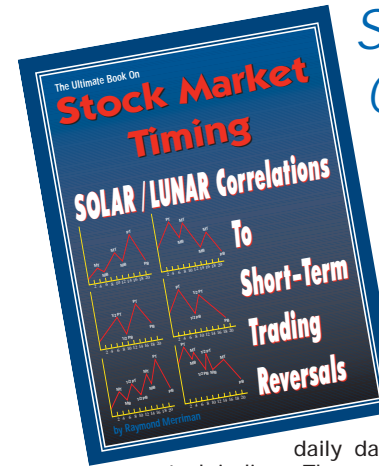
-R. Carrigan, trader and attendee at MMA's Market Timing Conference in October 2006

This revised edition now covers 25 years of daily prices studied for correlations between the Sun and Moon signs of isolated highs and lows in COMEX Silver (1981-2006). This newly revised work examines 4% reversals from these isolated highs and lows, and identifies the solar-lunar combinations that have the highest (and lowest) correlations to such reversals. It also identifies correlations between Sun-Mercury and Sun-Venus signs for further support to high probability trades.

And an exciting new section has been added to the second edition that examines "Big Range Days" - those days in which Silver has a range of at least 3.5% of the value of the low of that day. This is a fabulous tool for those who wish to be day-traders of this volatile precious metal!

All in all, this book provides the maximum benefit that all traders seek: high probability trades with minimal market exposure, making it a great reference book for short-term traders (1-7 day positions).

The Ultimate Book On
Stock Market Timing - Vol. 4
SOLAR/LUNAR
Correlations To Short-
Term Trading Reversals
by Raymond A. Merriman



242 pages, 8-1/2" x 11", perfect bind, gloss softcover,
ISBN: 0-930706-29-3. \$95.00.

This is the most comprehensive analysis yet of all the Sun-Moon combinations and their correspondence to price movements in stock indices available today. It examines 60 years of daily data on the Dow Jones Industrial Averages, and the past 16-18 years of daily data on the NASDAQ Composite and Japanese Nikkei stock indices. The probability of 4% or greater reversals is assigned to each Sun-Moon combination, which are usually in effect 1-2 (sometimes 3) trading days per year. There are about 30 of these short-term periods that have a high probability for a reversal in effect every year. If you are a short-term trader of stock exchange futures, options, or the stock exchange traded indices on the AMEX, like the DIA, SPY, or QQQ, this is a book that can provide an extremely valuable market timing advantage.

Rave Reviews for Volume 4:

"This book is highly recommended by Traders World. It is written for those traders who seek the ideal situation that all traders seek. That is, all traders seek a tool that provides a high probability of success with a minimal amount of market exposure. The tools presented in this book do just that."

-Traders World Magazine, Fall 2003

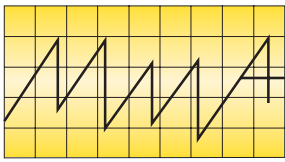
Ray has made another valuable contribution to the development of financial astrology. While intermediate- and long-term geocosmic stock market patterns have already been researched quite well, very little has been done to cover short-term swings, that's why many contradictory and false theories are circulating. This book fills the gap and offers a good starting point for traders and researchers alike.

- Reviewed by Manfred Zimmel, Austria, Editor of Financial Markets newsletter

Subtitled Solar/Lunar Correlations to Short-Term Trading Reversals, volume four of Raymond Merriman's five-volume series offers some unique astrological clues to help guide the short-term trader. The three previous volumes focused on Merriman's perceptive methodology for recognizing cycles and the longer trading cycles as represented by the various planetary combinations. Anyone following his logic would not have been caught in the precipitous decline in the NASDAQ and Dow Jones markets beginning in March 2001 since a rare combination of Jupiter, Saturn, and Uranus was forming then, and showed a high probability that a major reversal was due. The present volume works with Sun and Moon combinations, and presents a statistical analysis of which pairs offer the best opportunity to get in and out quickly and make a tidy profit in the process. This book is not appropriate for long-term investors, but is a terrific advantage for those investors who would take advantage of brief Sun-Moon combinations.

If you are an online trader looking for an astrological advantage to short-term trading, volume four of Merriman's Stock Market Timing is a best tool, especially when combined with the shorter trading cycles as presented in volume three.

- Review by Chris Lorenz, Horoscope Magazine



ORDER FORM FOR MMA PRODUCTS

To order from MMA you may simply indicate quantity of each product, and fax to 1-248-538-5296 or 1-248-626-5674.

You may call in order to 1-800-662-3349 or 1-248-626-3034 or you may remit check or money order with this form to:

MMA, P.O. Box 250012, West Bloomfield, MI 48325. E-mail: ordersmma@msn.com • Internet: www.mmacycles.com.

Delivery and Handling Charges: To avoid delays in shipping, you must include delivery (shipping) and handling charges. If you pay by credit card, we will calculate for you based on schedule given below. If you pay by check, you may wish to call or email us if ordering two or more books. Delivery and handling charges are as follows, unless specified otherwise on order form:

Per Book: \$5.50 for US, \$10.00 Canada, and \$13.50 overseas (unless otherwise specified). For orders in which the weight is more than 2 pounds, the shipping costs will be computed by weight, according to tables on our web site. Multiple book orders will generally be less than the "per book" rate listed above.

All Software: \$12.00 for US and Canada, \$35.00 overseas (express mail) \$50.00 US and \$100.00 elsewhere.

All prices in Euros, for German translated products listed below, will be calculated at that day's exchange rate.

BOOKS

- ___ Forecasts For 2008/Merriman: \$45.00
- ___ Forecasts For 2008/Merriman: 39.95 euro: German Edition
- ___ The Sun, the Moon, and the Silver Market: Secrets of a Silver Trader/ Merriman: \$125.00
- ___ The Ultimate Book on Stock Market Timing Vol 1: Cycles and Patterns in the Indexes/Merriman: \$95.00.
- ___ The Ultimate Book on Stock Market Timing Vol 2: Geocosmic Correlations to Investment Cycles/Merriman: \$95.00
- ___ The Ultimate Book on Stock Market Timing Vol 3: Geocosmic Correlations to Trading Cycles/Merriman: \$150.00 (Postage \$9.00 US, \$15.00 Canada, \$28.00 if overseas).
- ___ The Ultimate Book on Stock Market Timing Vol 4: Solar/Lunar Correlations to Short-Term Trading Reversals/Merriman: \$95.00.

SPECIAL OFFER: Order all 4 Volumes of the Ultimate Book on Stock Market Timing series. Total cost \$360.00 Add postage - \$20.00 if U.S. - \$30.00 Canada, or \$60.00 if overseas (savings of \$75.00).

- ___ Basic Principles of Geocosmic Signatures Related to Financial Market Timing/Merriman: \$15.95
- ___ Merriman on Market Cycles: The Basics/Merriman: \$25.00
- ___ Merriman on Market Cycles: The Basics/Merriman: German Ed. 25.00 euro
- ___ The Gold Book: Geocosmic Correlations to Gold Price Cycles (hardcover only) \$500.00 (postage \$9.00 USA, \$15.00 Canada, \$28.00 overseas)
- ___ Business Astrology 101: Weaving the Web Between Business and Myth/Stathis \$39.95
- ___ The Universal Clock/Long: \$144.00
- ___ Basic Astro-Tec/Long: \$50.00

Refund Policy: MMA will refund or replace any book or tape that is damaged, or software that does not run properly, if returned within 30 days. There are no refunds or pro-rated refunds for subscription services under any circumstance.

- ___ Add 6% sales tax if Michigan resident for books and software
- ___ Add up total costs of all books, software, and products
- ___ Less any discounts that apply (read descriptions carefully for discount offers)
- ___ Plus Delivery & Handling Charges (see note at top)
- ___ ORDER TOTAL

SOFTWARE

- ___ **FAR For The Galactic Trader** by Merriman/Long:
End of Day: \$1690.00
Real Time: \$1990.00
- ___ **With the Fibonacci Trader** End of Day: \$2290.00
- ___ **With the Fibonacci Trader** Real Time: \$2840.00
- ___ **Galactic Trader** only, by Jeanne Long
End of Day: \$695.00
Real Time: \$995.00
- ___ **With the Fibonacci Trader** End of Day: \$1295.00
- ___ **With Fibonacci Trader:** Real Time: \$1495.00
- ___ **Fibonacci Trader** only, by Robert Krausz:
End of Day: \$549.00
Real Time: \$995.00
- ___ **FAR Option** only: \$995.00

ASTROLOGICAL BOOKS & PRODUCTS

- ___ "Market Timing with a Silver Lining." 3-set DVD of a one-day workshop given in June 2007, in Amsterdam, by Raymond Merriman and Irma Schoght, with special section on trading Silver: \$210.00
- ___ **Evolutionary Astrology: Journey of Soul Through States of Consciousness/ Merriman** \$25.00 softcover (Hardback is \$75.00, plus shipping \$9.00 US, \$15.00 Canada, \$28.00 overseas)
- ___ **The New Solar Return Book of Prediction** by Merriman: \$15.95
- ___ **Solar Return Report Writer** by Merriman: \$300.00.
- ___ **Solar Return Report** by Merriman: \$49.95 - give your date, time, place of birth, and location on birthday for year you wish report to apply.

CALENDAR & LISTS

- ___ 2008 Calendar Graph with MMA's Color Coded Geocosmic Signatures For Critical Reversals: \$125.00/Merriman
- ___ 2008 Lists (includes U.S. Stocks Level 1, 2, and 3, plus Gold, plus ingresses, plus transits to NYSE and FRB charts - total of six lists: \$100.00.

SERVICES

- ___ MMA Cycles Report: \$595.00/3 yrs. \$249.00/yr., \$95.00/4 mo., \$50.00/2 issue, \$40.00/2 issue trial. Automatic Renewal? Yes - No
- ___ MMA Japanese Cycles Report: (by E-mail only): \$595.00/3 yrs. \$249.00/yr., \$95.00/4 mo., \$50.00/2 issue, \$40.00/2 issue trial. Automatic Renewal? Yes - No
- ___ SOS World Stock Market Cycles Report: \$595.00/3 yrs. \$249.00/yr., \$95.00/4 mo., \$50.00/2 issue, \$40.00/2 issue trial. Automatic Renewal? Yes - No
- ___ MMA Daily Market Analysis (by E-mail only): also includes Weekly Market Analysis \$2500.00/yr., \$250.00mo.
- ___ MMA Weekly Market Analysis & Trade Recommendations-All Markets (by E-mail only): \$1000.00/yr., \$360.00/3 mo.
- ___ MMA Weekly Market Analysis & Trade Recommendations-Gold & Silver Only (by E-mail only): \$600.00/yr., \$180.00/3 mo.
- ___ MMA Weekly Market Analysis & Trade Recommendations-US Stock Indices (by E-mail only): \$600.00/yr., \$180.00/3 mo.
- ___ MMA Weekly Market Analysis & Trade Recommendations-Grain Markets -Corn, Soybeans, Wheat (by E-mail only): \$600.00/yr., \$180.00/3 mo.
- ___ MMA Weekly Update of Nikkei: (E-mail only): \$1500.00/yr., \$450.00/3 mo.



Name _____

Address _____

City/State/Zip _____

Country _____

E-Mail _____

Phone () _____ Fax () _____

Credit Card #: _____ Exp. _____

Signature _____