



MMTA Course Four – Solar-Lunar Correlations to Short-term Reversals in Financial Markets



COMPUTING WEIGHTED VALUE SCORES TO MEASURE CRESTS AND TROUGH CORRELATIONS

Module Lesson Five



Disclaimer and Appropriate Use of Course Information: The content and instruction made throughout this course are provided solely for reference and educational purposes to students, traders, and analysts (Participants).

By participating in this course, you agree that all trading or investment decisions made by Participant are at the sole risk to the Participant and Participant assumes all responsibility for any and all decisions made in financial markets.

By taking this course, you also acknowledge that trading in financial markets involves risk of loss as well as the potential for gains. As a student, trader, or investor, you agree to assume all responsibility for any and all actions you initiate in financial markets, and neither the authors, instructors, or publishers affiliated with this course, or anyone whose work is cited or referenced in the course, assumes any liability whatsoever for your decisions.

Futures or options trading are considered high risk. Information provided in the MMTA course or MMA publications is provided with sincere intent, and according to MMA's own proprietary and copyrighted processes and methodologies. All content and information provided is the intellectual property of MMA and MMTA developed by Raymond Merriman and his 40+ years of experience, observation, and research. Students may use this material responsibly and solely for their own trading and investment planning. They may cite brief sections of these studies with proper credit to MMA or MMTA. However, any other reproduction or use of this copyrighted material must be with the written consent of MMA.

The purpose of this lesson is to identify planet-sign combinations that have a correlation specifically to crests or troughs from which reversals occur.

This lesson is an extension of Lesson 4. In this lesson, you will learn:

1.) Look at crests specifically for filtered waves

2.) Look at troughs specifically for filtered waves

CREATING A WEIGHTED VALUE SCALE FOR CRESTS

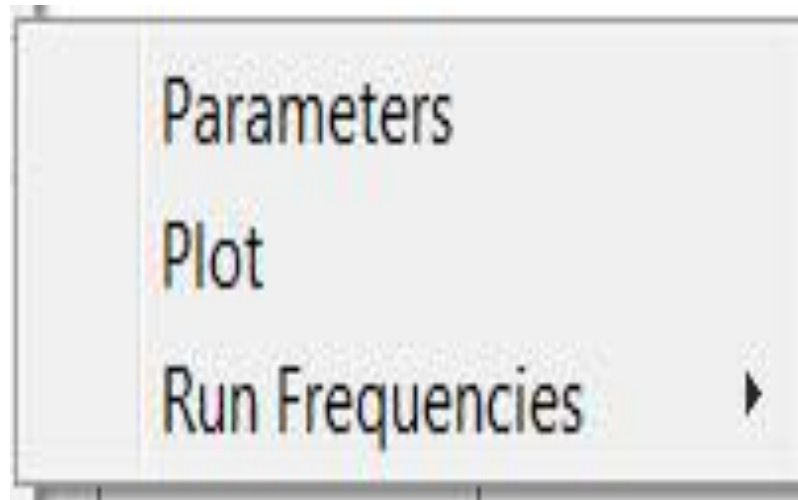
FAR helps us identify reversals of a certain percentage

Follow these steps:

CREATING A WEIGHTED VALUE SCALE FOR CRESTS

1

- Choose the “Filtered Waves” option in the “MMA Studies” folder (Filtered Waves is under “Planets”).
- This brings up a dialogue box with three choices, shown below:



CREATING A WEIGHTED VALUE SCALE FOR CRESTS

2

- Choose “Run Frequencies.”
- The following dialogue box pops up:



CREATING A WEIGHTED VALUE SCALE FOR CRESTS

3

- Previously, we choose “All.” This time, choose “Just Crests.”

- The FAR program will then drop all the dates of crests that began and ended each 4% filtered wave between November 26, 1979-August 12, 2021

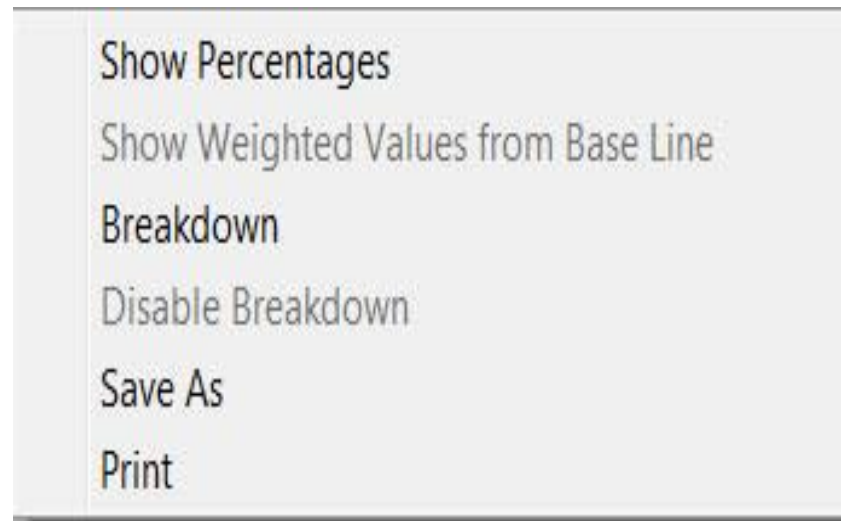
Planets in Signs

	Ar	Ta	Ge	Ca	Le	Vi	Li	Sc	Sa	Cp	Aq	Pi
SU	39	27	39	27	38	29	42	22	28	27	38	38
MO	43	39	28	28	25	37	35	27	36	42	23	31
ME	27	25	30	41	24	28	40	36	28	33	34	48
VE	39	30	42	31	30	38	27	34	20	35	33	35
MA	27	29	28	31	46	45	41	36	32	31	22	26
JU	18	28	17	21	22	49	43	56	32	55	29	24
SA	6	19	17	13	27	73	93	48	36	33	22	7
UR	61	25						56	84	31	42	95
NE									107	70	143	74
PL							105	65	108	116		

CREATING A WEIGHTED VALUE SCALE FOR CRESTS

4

- Right mouse click in the table and you will come up with another dialogue box like this:



Choose “show percentages.”

Planets in Signs

	Ar	Ta	Ge	Ca	Le	Vi	Li	Sc	Sa	Cp	Aq	Pi
SU	9.90%	6.85%	9.90%	6.85%	9.64%	7.36%	10.66%	5.58%	7.11%	6.85%	9.64%	9.64%
MO	10.91%	9.90%	7.11%	7.11%	6.35%	9.39%	8.88%	6.85%	9.14%	10.66%	5.84%	7.87%
ME	6.85%	6.35%	7.61%	10.41%	6.09%	7.11%	10.15%	9.14%	7.11%	8.38%	8.63%	12.18%
VE	9.90%	7.61%	10.66%	7.87%	7.61%	9.64%	6.85%	8.63%	5.08%	8.88%	8.38%	8.88%
MA	6.85%	7.36%	7.11%	7.87%	11.68%	11.42%	10.41%	9.14%	8.12%	7.87%	5.58%	6.60%
JU	4.57%	7.11%	4.31%	5.33%	5.58%	12.44%	10.91%	14.21%	8.12%	13.96%	7.36%	6.09%
SA	1.52%	4.82%	4.31%	3.30%	6.85%	18.53%	23.60%	12.18%	9.14%	8.38%	5.58%	1.78%
UR	15.48%	6.35%						14.21%	21.32%	7.87%	10.66%	24.11%
NE									27.16%	17.77%	36.29%	18.78%
PL							26.65%	16.50%	27.41%	29.44%		

CREATING A WEIGHTED VALUE SCALE FOR CRESTS

5

- Right mouse click in this table, and the same dialogue box as before will appear.
- Click “Show Weighted Values from Baseline”

- Which Sun and Moon signs stand out?

- How about Mercury and Venus signs?

Planets in Signs

	Ar	Ta	Ge	Ca	Le	Vi	Li	Sc	Sa	Cp	Aq	Pi
SU	118.70	77.60	116.17	80.38	108.16	89.58	*125.25	66.98	90.09	93.22	117.74	114.92
MO	*130.51	117.89	85.34	85.34	75.96	112.84	108.33	82.89	109.34	*128.10	69.23	94.58
ME	87.54	84.44	98.57	*127.85	76.80	85.74	116.24	97.34	82.88	99.00	97.77	*141.97
VE	100.62	105.76	99.92	105.06	83.50	113.63	94.45	91.26	76.16	100.82	108.28	*121.96
MA	88.18	96.17	89.55	89.93	*121.54	109.39	101.57	101.14	102.52	108.66	84.62	97.14
JU	82.43	*125.01	64.52	70.88	72.46	*124.51	104.60	*137.11	79.23	*138.40	86.37	84.30
SA	25.32	87.39	79.80	65.49	*133.92	**235.6	**191.2	98.18	70.37	66.22	60.85	32.33
UR	83.53	90.16						**314.8	*129.21	45.31	59.01	*134.10
NE									**247.2	53.22	113.72	79.19
PL							**262.4	59.64	89.26	93.54		

CREATING A WEIGHTED VALUE SCALE FOR TROUGHS

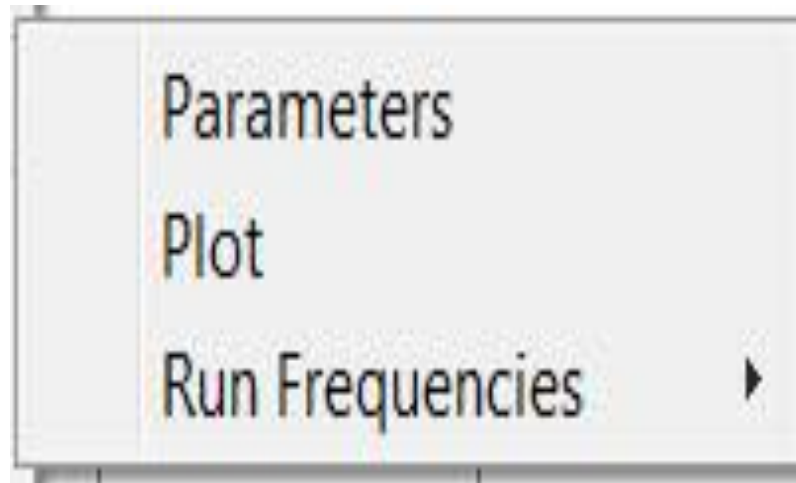
To find out which planet-sign combinations have a greater correlation to troughs, just repeat the directions given for finding crests.

The FAR program will let us do this:

CREATING A WEIGHTED VALUE SCALE FOR TROUGHS

1

- Choose the “Filtered Waves” option in the “MMA Studies” folder (Filtered Waves is under “Planets”). :



CREATING A WEIGHTED VALUE SCALE FOR TROUGHS

2

- Choose “Run Frequencies.”



CREATING A WEIGHTED VALUE SCALE FOR TROUGHS

3

- This time, choose “Just Troughs.”

- FAR will then drop all the dates of troughs that began and ended each 4% filtered wave

- Baseline between November 26, 1979 to August 12, 2021

CREATING A WEIGHTED VALUE SCALE FOR TROUGHS

Can also choose the option of “Show Weighted Values from Baseline.”

Table shows the weighted values of just the troughs that were involved in 4% or greater filtered waves in Gold from November 26, 1979 through August 12, 2021.

Planets in Signs

	Ar	Ta	Ge	Ca	Le	Vi	Li	Sc	Sa	Cp	Aq	Pi
SU	103.23	88.93	112.89	92.12	96.60	107.83	98.09	97.23	89.84	79.20	*123.72	108.60
MO	87.80	81.45	94.23	*130.72	99.89	103.47	98.81	116.41	115.08	79.07	98.98	94.34
ME	100.32	74.07	98.31	99.51	108.57	76.33	*121.74	97.02	76.70	101.72	103.20	*138.71
VE	108.04	112.57	109.20	74.35	113.90	83.57	111.68	88.29	87.25	86.17	*124.30	97.37
MA	97.71	82.71	98.87	98.39	105.41	113.99	106.25	95.27	102.26	108.38	99.79	81.98
JU	82.24	115.69	68.26	70.75	78.95	119.10	106.80	*136.83	81.47	*133.04	92.12	84.16
SA	33.82	82.67	74.98	70.26	*133.72	**235.0	**188.7	100.03	72.14	64.01	63.46	27.60
UR	83.31	93.43						**314.1	*128.91	46.64	57.46	*133.77
NE									**246.6	53.82	113.44	78.98
PL							**259.3	62.25	87.40	94.11		

POINTS TO MAKE




Notice Sun in Aquarius high values



The Sun in Aquarius was also the highest of “All” reversals combined as well.

POINTS TO MAKE



Important to compare weighted values of both crests/ troughs for the same planet-sign combination. Only important if they are 1) above 120 and 2) significantly different in values to one another.



An example of a significant difference would be the Moon in Capricorn.

POINTS TO MAKE

You would think Moon in Capricorn was nothing special. But look again....

Crest score was 128.10

Trough score was 79.07

QUIZ #4-5

WEIGHTED VALUES

- 1.) What does “baseline” refer to in regards to the studies conducted in Course 4?

- 2.) How are weighted values calculated in MMTA?

- 3.) What weighted value scores are considered important as trading reversals— one-star types?

- 4.) What weighted value scores are considered very important as trading reversals – two-star types?

5.) What weighted value scores are considered extremely important as trading reversals – three-star types?

6.) What considerations could lower those levels and still be considered 1-, 2- or 3-star types?

7.) What weighted value scores are considered less important as reversal signatures– one-# types? two-# types? three-# types?

8.) In determining whether an important reversal signature is primarily a crest or trough indicator, what considerations must be taken into account?

End of Lesson 5

Break