



MMTA Course Four – Solar-Lunar Correlations to Short-term Reversals in Financial Markets



DETERMINING SOLAR-LUNAR COMBINATIONS AS TRADING REVERSAL SIGNATURES

Module Lesson Six



Disclaimer and Appropriate Use of Course Information: The content and instruction made throughout this course are provided solely for reference and educational purposes to students, traders, and analysts (Participants).

By participating in this course, you agree that all trading or investment decisions made by Participant are at the sole risk to the Participant and Participant assumes all responsibility for any and all decisions made in financial markets.

By taking this course, you also acknowledge that trading in financial markets involves risk of loss as well as the potential for gains. As a student, trader, or investor, you agree to assume all responsibility for any and all actions you initiate in financial markets, and neither the authors, instructors, or publishers affiliated with this course, or anyone whose work is cited or referenced in the course, assumes any liability whatsoever for your decisions.

Futures or options trading are considered high risk. Information provided in the MMTA course or MMA publications is provided with sincere intent, and according to MMA's own proprietary and copyrighted processes and methodologies. All content and information provided is the intellectual property of MMA and MMTA developed by Raymond Merriman and his 40+ years of experience, observation, and research. Students may use this material responsibly and solely for their own trading and investment planning. They may cite brief sections of these studies with proper credit to MMA or MMTA. However, any other reproduction or use of this copyrighted material must be with the written consent of MMA.

- The purpose of this lesson is to determine which Moon signs have the highest historical correlations to short-term trading reversals, based on the Sun sign that is in effect.
- “Solar-Lunar Combinations Correlating with Short-Term Trading Reversals.”

In this lesson, you will learn:

1.) How to segregate filtered wave studies by Sun signs

2.) Understanding weighted values of Moon signs within each Sun sign

3.) Solar-lunar correlations to short-term trading reversals in financial markets

4.) Which solar-lunar combinations have the least correlation to short-term trading reversals

5.) Other considerations

HOW TO SEGREGATE FILTERED WAVE STUDIES BY SUN SIGNS

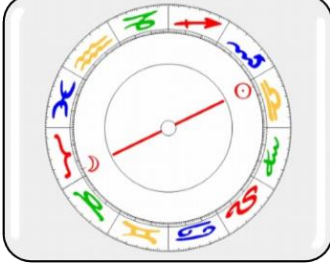


Not all Moon signs perform the same way in financial markets.



Moon phasing

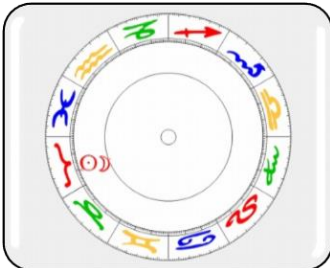
HOW TO SEGREGATE FILTERED WAVE STUDIES BY SUN SIGNS



Different phases vary in importance for correlations.



Phasing of the Moon can be just as important as the sign the moon is in, regardless of its relationship to the Sun.



A new moon in Aries will have a different level of correspondence to short-term reversals in precious metals than Sun in Taurus and Moon in Aries.

HOW TO SEGREGATE FILTERED WAVE STUDIES BY SUN SIGNS

With FAR for the Galactic Trader, we can examine the distribution of planets in signs based on just the presence of the Sun in each sign.

HOW TO SEGREGATE FILTERED WAVE STUDIES BY SUN SIGNS

4

Isolate any planet in any sign and examine the distribution of all the other planets in signs



Volume 4 of the Stock Market Timing series and Sun, Moon and Silver Market



Helps create an even more useful trading plan based on market timing studies.

HOW TO SEGREGATE FILTERED WAVE STUDIES BY SUN SIGNS

In this lesson:

Demonstrate
weighted values
of all solar-lunar
combinations.

Dow Jones
Industrial
Average, from
December 8, 1981
to August 18,
2021.

Baseline
distribution for
10,000 trading
days on next slide

Planets in Signs

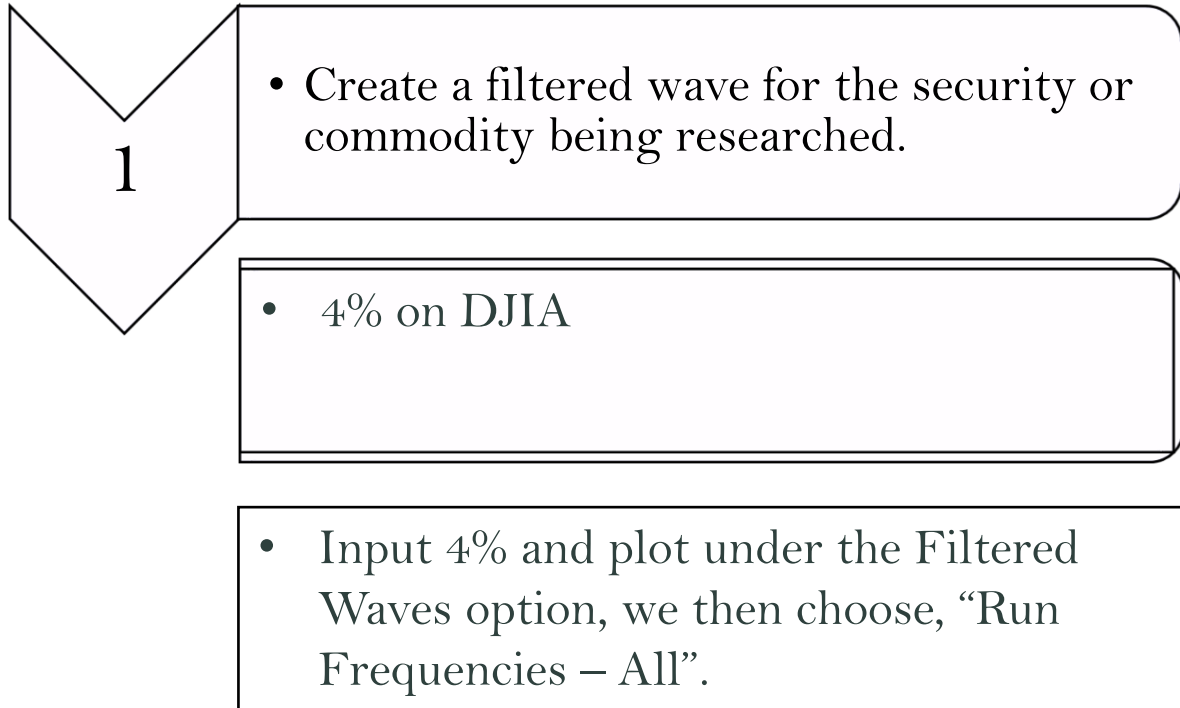
	Ar	Ta	Ge	Ca	Le	Vi	Li	Sc	Sa	Cp	Aq	Pi
SU	834	881	855	849	888	816	850	830	793	750	817	837
MO	839	839	836	832	835	836	813	824	836	828	846	836
ME	796	767	779	767	813	843	866	907	881	874	877	830
VE	999	718	1027	734	917	853	727	965	671	873	787	729
MA	780	776	805	891	937	945	1041	921	805	736	673	690
JU	586	599	710	794	810	819	821	1083	1074	1049	894	761
SA	633	596	577	534	537	617	989	1300	1362	1317	960	578
UR	1938	727							1696	1822	1927	1890
NE									640	3511	3379	2470
PL							554	2904	3259	3283		

Baseline for planet-sign distribution of trading days in effect December 8, 1981 to August 18, 2021.

HOW TO SEGREGATE FILTERED WAVE STUDIES BY SUN SIGNS

The following steps are taken to find the weighted values of the solar-lunar combinations of the market being studied:

HOW TO SEGREGATE FILTERED WAVE STUDIES BY SUN SIGNS



Planets in Signs

	Ar	Ta	Ge	Ca	Le	Vi	Li	Sc	Sa	Cp	Aq	Pi
SU	52	51	41	46	55	69	65	54	40	36	45	61
MO	58	49	50	56	51	36	59	50	50	51	57	48
ME	42	40	45	41	46	62	81	57	36	48	62	55
VE	57	44	63	36	58	67	59	52	41	49	49	40
MA	30	36	46	51	61	51	74	69	57	53	48	39
JU	55	53	31	46	58	36	14	57	47	103	61	54
SA	35	63	51	20	12	85	72	58	69	82	49	19
UR	85	51							127	77	152	123
NE									59	187	258	111
PL							54	149	221	191		

HOW TO SEGREGATE FILTERED WAVE STUDIES BY SUN SIGNS

615 days in each row met the 4% criterion.

4% reversal occurred, on average, every 16.3 days.

HOW TO SEGREGATE FILTERED WAVE STUDIES BY SUN SIGNS



2

- Choose a Sun sign to isolate for further study. Place cursor on the number that corresponds to the Sun sign you want and left-mouse click once.

- Highlights the Sun sign

- Sun in Libra: Set cursor on 65, which is the number in the row of Sun signs, and the column marked Libra.

HOW TO SEGREGATE FILTERED WAVE STUDIES BY SUN SIGNS

2

- Left click once. This will highlight 65. Now right mouse click the highlighted 65.



Show Percentages
Show Weighted Values from Base Line
Breakdown
Disable Breakdown
Save As
Print

HOW TO SEGREGATE FILTERED WAVE STUDIES BY SUN SIGNS

3

- Choose “Breakdown.” Gives all the planet-sign results of 4% reversals, when the Sun was in Libra

Planets in Signs

	Ar	Ta	Ge	Ca	Le	Vi	Li	Sc	Sa	Cp	Ag	Pi
SU							65					
MO	5	6	2	7	5	1	9	5	9	5	7	4
ME						8	41	16				
VE					3	13	18	23	8			
MA	2	1	4	5	9	11	11	7	8	5	1	1
JU	5	5	2	7	10	4	1	7	4	11	4	5
SA	1	8	7	1	1	13	7	4	7	12	2	2
UR	6	4							12	12	17	14
NE									6	23	28	8
PL							5	19	28	13		

HOW TO SEGREGATE FILTERED WAVE STUDIES BY SUN SIGNS

3

- Only 65 cases of Sun in Libra.

- All rows add up to 65. Represent planet-sign combinations that had 4% or greater reversals

HOW TO SEGREGATE FILTERED WAVE STUDIES BY SUN SIGNS

4

- Now place the cursor anywhere within the table, right mouse click. Again you will come up with this list of choices:

Show Percentages

Show Weighted Values from Base Line

Breakdown

Disable Breakdown

Save As

Print

HOW TO SEGREGATE FILTERED WAVE STUDIES BY SUN SIGNS



4

- Choose “Show Percentages.”

- Following table comes up:

Planets in Signs

	Ar	Ta	Ge	Ca	Le	Vi	Li	Sc	Sa	Cp	Aq	Pi
SU							100.00%					
MO	7.69%	9.23%	3.08%	10.77%	7.69%	1.54%	13.85%	7.69%	13.85%	7.69%	10.77%	6.15%
ME						12.31%	63.08%	24.62%				
VE					4.62%	20.00%	27.69%	35.38%	12.31%			
MA	3.08%	1.54%	6.15%	7.69%	13.85%	16.92%	16.92%	10.77%	12.31%	7.69%	1.54%	1.54%
JU	7.69%	7.69%	3.08%	10.77%	15.38%	6.15%	1.54%	10.77%	6.15%	16.92%	6.15%	7.69%
SA	1.54%	12.31%	10.77%	1.54%	1.54%	20.00%	10.77%	6.15%	10.77%	18.46%	3.08%	3.08%
UR	9.23%	6.15%							18.46%	18.46%	26.15%	21.54%
NE									9.23%	35.38%	43.08%	12.31%
PL							7.69%	29.23%	43.08%	20.00%		

HOW TO SEGREGATE FILTERED WAVE STUDIES BY SUN SIGNS



4

- Sun in Libra again 100%

- Only studying the breakdown with the Sun in Libra during 4% reversals in the DJIA.

HOW TO SEGREGATE FILTERED WAVE STUDIES BY SUN SIGNS

5

- Right mouse click anywhere in this table

- Choose “Show weighted values from baseline.”

- Up comes weighted values for Sun in Libra, as shown below.

Planets in Signs

	Ar	Ta	Ge	Ca	Le	Vi	Li	Sc	Sa	Cp	Aq	Pi
SU							100.00					
MO	94.73	115.38	36.87	*132.67	83.80	19.54	**170.6	102.13	**152.8	94.73	*122.0E	70.64
ME						87.20	119.95	73.95				
VE					43.15	71.43	*136.0E	102.99	**186.8			
MA	59.50	62.33	**201.0	103.75	*123.92	89.89	119.85	97.39	101.59	94.73	40.91	56.91
JU	**284.2	**152.0	41.56	*145.31	**201.1	61.50	12.47	98.44	60.09	**161.6	79.20	96.13
SA	29.75	**205.1	**157.8	28.46	31.93	**253.7	*122.0E	43.93	69.35	*145.2E	39.07	62.33
UR	51.96	78.02							102.56	104.61	*126.2E	119.67
NE									*122.5E	98.28	*129.3E	53.11
PL							**152.0	95.56	*128.4E	64.89		

UNDERSTANDING WEIGHTED VALUES OF MOON SIGNS FOR EACH SUN SIGN

Identify which Moon signs stand out in each Sun sign.
What Sun-Moon combinations are important?

Which solar-lunar combinations have a strong historical
correspondence to 4% or greater short-term reversals, and which
have the least correspondence to these types of reversals?

UNDERSTANDING WEIGHTED VALUES OF MOON SIGNS FOR EACH SUN SIGN

Rules are the same as given in prior lessons.

1.) Weighted value score of 120 and higher is considered important, and given a one-star designation; 150 or higher is very important and given a 2-star status; above 200 is extremely important and assigned a 3-star status.

UNDERSTANDING WEIGHTED VALUES OF MOON SIGNS FOR EACH SUN SIGN

2.) These values can be decreased in cases of over 10,000 dates.

In our example, we used 10,000 dates only.

> 114 important, >135 very important, >150 extremely important

UNDERSTANDING WEIGHTED VALUES OF MOON SIGNS FOR EACH SUN SIGN

3.) A weighted value score of less than 83.3 has a weaker than expected correlation to 4% reversals; <66.7% are very weak reversal signatures; and <50 are considered extremely weak.

OTHER CONSIDERATIONS ON THE USEFULNESS OF THESE STUDIES

One may also find strong correlations to reversals based on the Sun-Mercury or even Sun-Venus combinations.

In geocentric astrology, Mercury never moves more than one sign away from the Sun sign and Venus never moves more than two signs away.

Certain of Sun-Mercury or Sun-Venus signs can be insightful too.

OTHER CONSIDERATIONS ON THE USEFULNESS OF THESE STUDIES

Sun in Libra and Venus in Sagittarius scored 186.8

Sagittarius is the furthest past the Sun that Venus can get when the Sun is in Libra.

Sun in Libra and Venus in Sagittarius, Venus is evening star. Venus in Virgo or Leo while the Sun is in Libra, it is a morning star.

OTHER CONSIDERATIONS ON THE USEFULNESS OF THESE STUDIES

Venus rules Libra, so when the Sun is in Libra, Venus is its “depositor.” Ruling planet is stronger than other planet in sign.

U.S. stock market is very volatile when the Sun and Moon are both in Libra, but most volatile when Venus is also in Sagittarius.

October 7-23, 2021

OTHER CONSIDERATIONS ON THE USEFULNESS OF THESE STUDIES

Venus was only in Sagittarius 56 times in last 40 years (fewest compared to others).

Planets in Signs

	Ar	Ta	Ge	Ca	Le	Vi	Li	Sc	Sa	Cp	Aq	Pi
SU							850					
MO	69	68	71	69	78	67	69	64	77	69	75	74
ME						120	447	283				
VE					91	238	173	292	56			
MA	44	21	26	63	95	160	120	94	103	69	32	23
JU	23	43	63	63	65	85	105	93	87	89	66	68
SA	44	51	58	46	41	67	75	119	132	108	67	42
UR	151	67							153	150	176	153
NE									64	306	283	197
PL							43	260	285	262		

OTHER CONSIDERATIONS ON THE USEFULNESS OF THESE STUDIES

Baseline percentage-wise over the past ~40 years of trading days with the Sun in Libra:

Planets in Signs

	Ar	Ta	Ge	Ca	Le	Vi	Li	Sc	Sa	Cp	Aq	Pi
SU							100.00%					
MO	8.12%	8.00%	8.35%	8.12%	9.18%	7.88%	8.12%	7.53%	9.06%	8.12%	8.82%	8.71%
ME						14.12%	52.59%	33.29%				
VE					10.71%	28.00%	20.35%	34.35%	6.59%			
MA	5.18%	2.47%	3.06%	7.41%	11.18%	18.82%	14.12%	11.06%	12.12%	8.12%	3.76%	2.71%
JU	2.71%	5.06%	7.41%	7.41%	7.65%	10.00%	12.35%	10.94%	10.24%	10.47%	7.76%	8.00%
SA	5.18%	6.00%	6.82%	5.41%	4.82%	7.88%	8.82%	14.00%	15.53%	12.71%	7.88%	4.94%
UR	17.76%	7.88%							18.00%	17.65%	20.71%	18.00%
NE									7.53%	36.00%	33.29%	23.18%
PL							5.06%	30.59%	33.53%	30.82%		

OTHER CONSIDERATIONS ON THE USEFULNESS OF THESE STUDIES

Venus was in Sagittarius only 6.59% of the time when the Sun was in Libra.

Weighted values of crests and troughs below for Sun in Libra
1981-2021

CRESTS ONLY

Planets in Signs

	Ar	Ta	Ge	Ca	Le	Vi	Li	Sc	Sa	Cp	Aq	Pi
SU							100.00					
MO	*127.3E	43.13	82.61	85.00	112.68	43.77	*127.3E	**228.9	**152.2	85.00	78.20	39.63
ME						97.68	118.03	72.51				
VE						86.21	**152.4	90.33	**209.3			
MA	66.65		**225.5	93.10	**154.2	73.26	*122.12	*124.70	113.80	42.50	91.64	
JU	**382.1	*136.40	46.55	*139.51	**180.3			*126.04	67.41	**164.6	*133.17	86.25
SA	66.65	**172.3	**151.5			**306.2	**156.2	24.64	66.58	**162.8		69.82
UR	38.84	87.54							114.94	97.69	116.59	*134.11
NE									*137.3E	105.36	*124.2E	44.61
PL							**204.4	90.20	*123.41	67.12		

TROUGHS ONLY

Planets in Signs												
	Ar	Ta	Ge	Ca	Le	Vi	Li	Sc	Sa	Cp	Aq	Pi
SU							100.00					
MO	68.49	**173.6		**171.1	60.59		**205.3		**153.3	102.62	**157.4	95.68
ME						78.70	*121.4	75.09				
VE					77.81	59.54	*122.8	113.21	**168.6			
MA	53.70	112.52	**181.7	112.39	99.41	103.28	118.08	75.32	91.68	*136.8		102.74
JU	**205.4	**164.6	37.51	**149.9	**217.9	111.10	22.50	76.13	54.32	**159.2	35.80	104.13
SA		**231.5	**162.8	51.37	57.63	**211.4	94.41	59.50	71.54	*131.2	70.54	56.26
UR	62.54	70.54							92.61	110.16	*134.1	108.00
NE									110.63	92.58	*133.4	59.93
PL							109.91	99.91	*132.54	63.07		

What Solar-Lunar combinations stand out as a crest? As a trough?

QUIZ #6

SOLAR-LUNAR COMBINATIONS

1. Why is it important to segregate Sun signs and then look at the Moon signs, rather than look only at Moon signs, regardless of what sign the Sun is in?
2. In the 40-year study of the DJIA shown in this chapter, what phase of the lunar cycle had the highest correlation to 4% or greater reversals when the Sun was in Libra?
3. In the 40-year study of the DJIA shown in this chapter, what phase of the lunar cycle had the second highest correlation to 4% or greater reversals when the Sun was in Libra?

4. In the 40-year study of the DJIA shown in this chapter, what phase of the lunar cycle had the highest correlation to 4% or greater reversals from a crest when the Sun was in Libra? That is, which phase of the Moon had the highest correlation to crests in the studies shown in this lesson?

5. Besides the distribution of Moon signs, what other planetary distributions are important when isolating just the Sun sign for study? Why?

6. When the Sun was in Libra, what sign was Venus in when the highest weighted value scores were achieved for 4% reversals in the DJIA over the past 40-years? When will that next take place?

End of Lesson 6

Break