



# **MMTA Course Four – Solar-Lunar Correlations to Short-term Reversals in Financial Markets**



# **ENHANCING INTRADAY TRADING BY USE OF AN ASTRO CLOCK AND ANIMATED DAILY HOROSCOPE**

## **Module Lesson Twelve**



**Disclaimer and Appropriate Use of Course Information:** The content and instruction made throughout this course are provided solely for reference and educational purposes to students, traders, and analysts (Participants).

By participating in this course, you agree that all trading or investment decisions made by Participant are at the sole risk to the Participant and Participant assumes all responsibility for any and all decisions made in financial markets.

By taking this course, you also acknowledge that trading in financial markets involves risk of loss as well as the potential for gains. As a student, trader, or investor, you agree to assume all responsibility for any and all actions you initiate in financial markets, and neither the authors, instructors, or publishers affiliated with this course, or anyone whose work is cited or referenced in the course, assumes any liability whatsoever for your decisions.

Futures or options trading are considered high risk. Information provided in the MMTA course or MMA publications is provided with sincere intent, and according to MMA's own proprietary and copyrighted processes and methodologies. All content and information provided is the intellectual property of MMA and MMTA developed by Raymond Merriman and his 40+ years of experience, observation, and research. Students may use this material responsibly and solely for their own trading and investment planning. They may cite brief sections of these studies with proper credit to MMA or MMTA. However, any other reproduction or use of this copyrighted material must be with the written consent of MMA.

- The purpose of this lesson is to introduce the concept of using an astro clock or animated daily horoscope

In this lesson you will learn:

*How to determine the time of day when a planet crosses an angle, for intraday market timing of highs and lows; which planets crossing angle are theoretically likely to correspond to an intraday reversal.*

# USING AN ASTRO CLOCK OR ANIMATED DAILY HOROSCOPE TO DETERMINE POTENTIAL TIMES DURING THE DAY THAT A MARKET WILL TURN

Use Astro-clock for guidance in identifying potential reversals.

Certain markets may reverse when planets cross important angles.

# USING AN ASTRO CLOCK OR ANIMATED DAILY HOROSCOPE TO DETERMINE POTENTIAL TIMES DURING THE DAY THAT A MARKET WILL TURN

Example of 10:43 AM on August 19, 2021, New York City.

Moon opposite MC, conjunct IC. Market could reverse within 5 minutes or so.

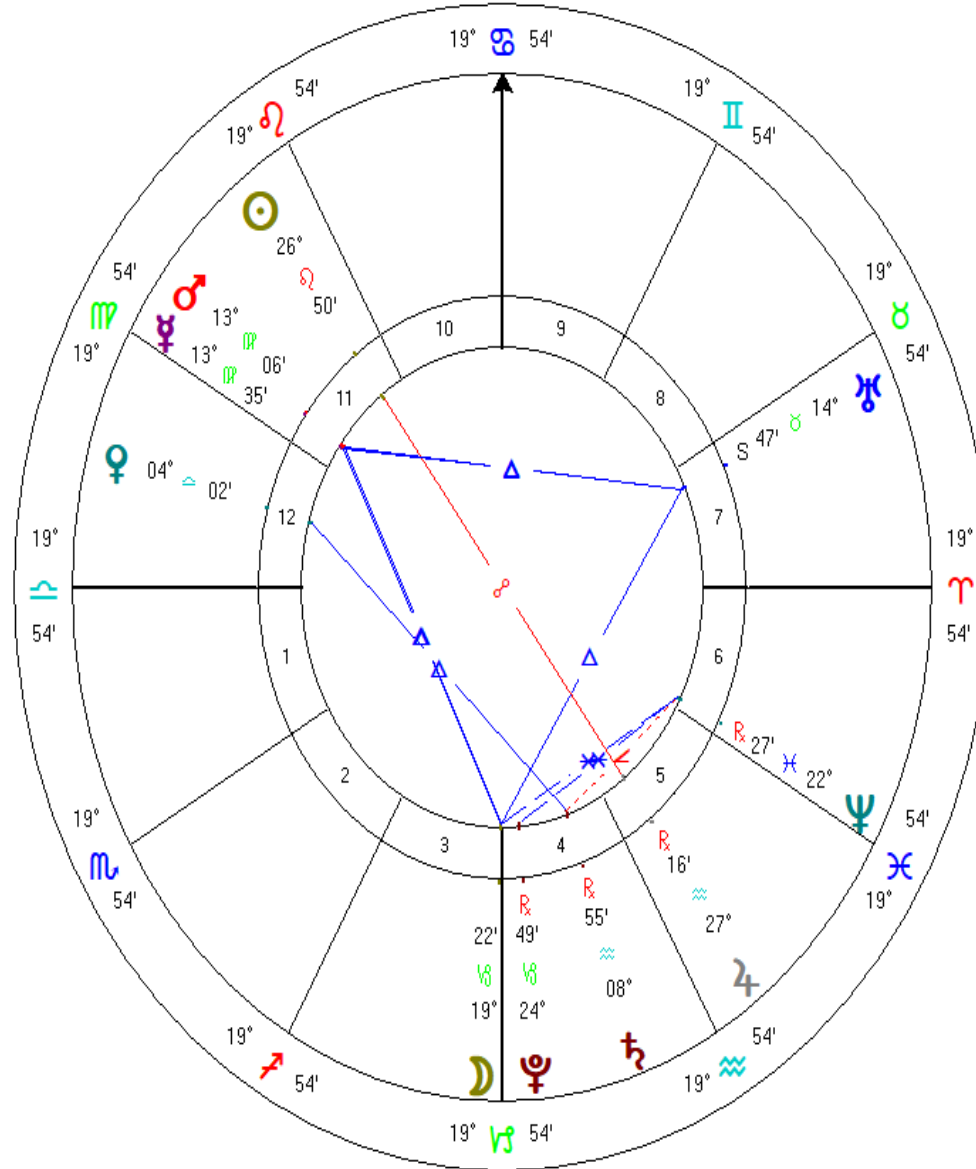


# Event of Aug 19 2021

## Event Chart

Aug 19 2021, Thu  
10:43:53 am EDT +4:00  
New York, New York  
40°N42'51" 074°W00'23"

*Geocentric  
Tropical  
Equal  
Mean Node*



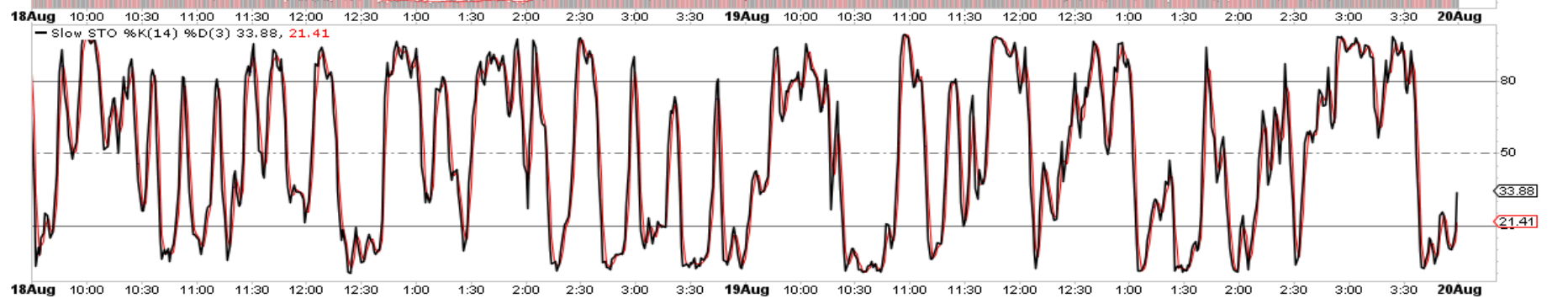
\$INDU Dow Jones Industrial Average INDX

19-Aug-2021

© StockCharts.com

Open 34874.67 High 34997.81 Low 34690.25 Last 34894.12 Volume 336.5M Chg -66.57 (-0.19%)

\$INDU (1 min) 34894.12  
EMA(9) 34876.35  
MA(45) 34925.61  
Volume 4.54M, EMA(20) 1.61M

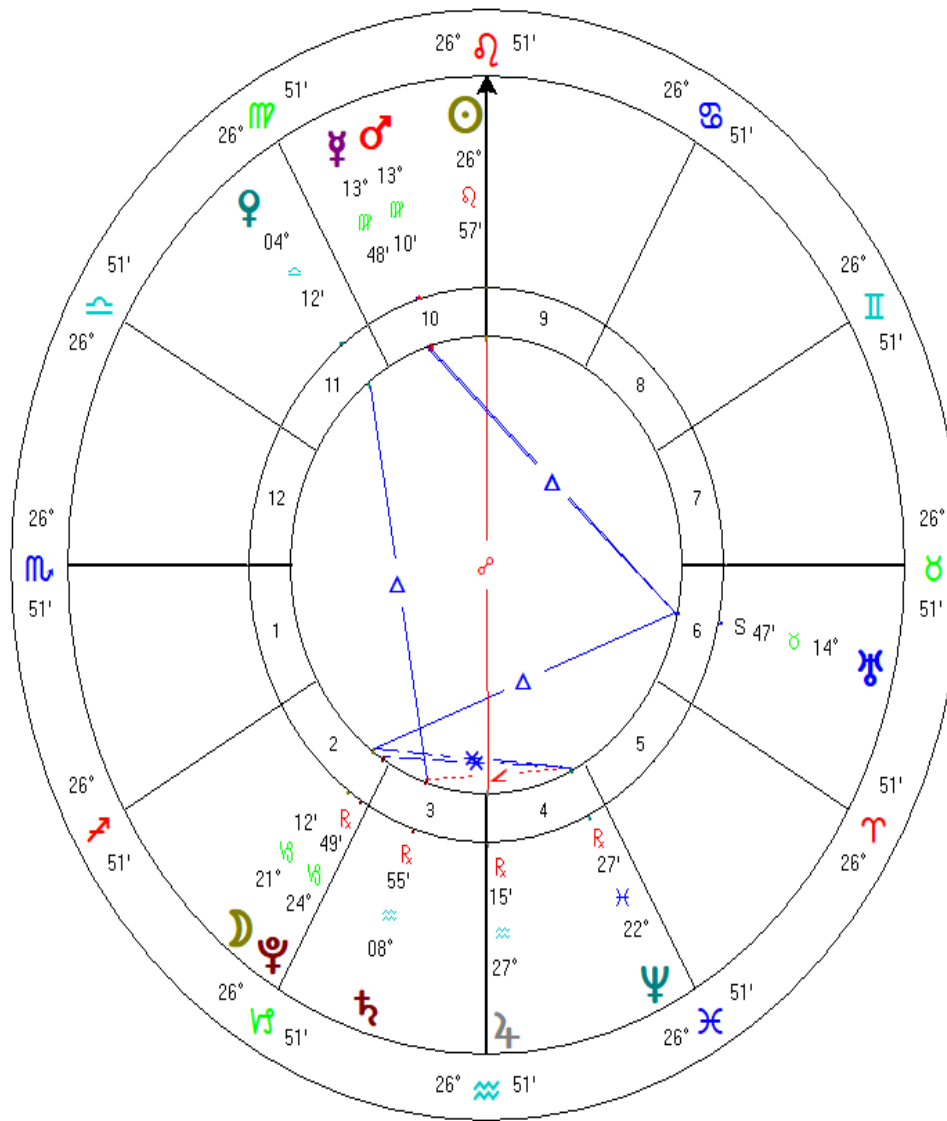


At 1:51PM, MC conjunct the Sun and opposed Jupiter. The DJIA reversed yet again, as shown in the red box.

# Event of Aug 19 2021

## Event Chart

Aug 19 2021, Thu  
1:51:53 pm EDT +4:00  
New York, New York  
40°N42'51" 074°W00'23"  
*Geocentric*  
*Tropical*  
*Equal*  
*Mean Node*



# USING AN ASTRO CLOCK OR ANIMATED DAILY HOROSCOPE TO DETERMINE POTENTIAL TIMES DURING THE DAY THAT A MARKET WILL TURN

Make a list of day's aspects with "animate" feature of Solar Fire

Fast forward through the day and note angle crossings

# USING AN ASTRO CLOCK OR ANIMATED DAILY HOROSCOPE TO DETERMINE POTENTIAL TIMES DURING THE DAY THAT A MARKET WILL TURN

Use Astro or “Real Time Clock”

Check market during angle transits and see if market is near support or resistance to exit/enter

# CONSIDERATIONS

These are introductory concepts.

We don't use them much, because in 24-hours, 10 planets will cross the 4 angles 40 times.

# CONSIDERATIONS

Which planets are important to observe when they transit an angle?

Which are more likely to correspond to high or low?



# CONSIDERATIONS

Any planets within one-degree exact aspect will be highlighted. On August 19, Sun-Jupiter opposition on MC-IC, market reversed.

Planet ruling Moon is important, especially if aspecting the Moon. On August 19, Moon was in Capricorn, ruled by Saturn. Market reversed when Saturn crossed IC.



# MMTA 2

MERRIMAN MARKET TIMING ACADEMY



This concludes the final lesson in Course 4. It concludes the final lesson in the first year of studies with MMTA.

We look forward to working with you next year!

# End of Lesson 12